

Massachusetts School Building Authority

Deborah B. Goldberg, State Treasurer and Receiver-General

Chair

James A. MacDonald
Chief Executive Officer

Mary L. Pichetti
Executive Director/Deputy CEO



Board Meeting

June 26, 2024



Table of Contents

Project Votes

- Invitation to Feasibility Study | Vote
- Recommendation for Preferred Schematic Design | Vote
- Invitation to Project Scope and Budget, Estimated Maximum Total Facilities Grant of \$177,280,778 | Vote

Audit Update

- Audit Status Report
- Approval of Final Audits with no appeals, MSBA Capital Pipeline Projects grants of \$64,279,206 | Vote

MSBA Updates

- Recommendation for Commissioning Services | Vote
- Executive Director's Report
- Project Status Updates
 - Supplemental Grant Update
 - Project Overview Report

Finance Update

- Sales Tax Collection | Update
- Grant Payments | Update
- FY24 Budget | Update

Legal

- MSBA Lease – Letter of Intent | Vote

Executive Session



Project Votes



Invitation to Feasibility Study | **Vote**

District	School
Brockton	Brockton High School



Preferred Schematic Design | **Vote**

District	School	Project Scope	Estimated Total Construction	Estimated Total Project Costs
Dedham	Oakdale Elementary School	New	\$83,881,285	\$109,045,671
Total			\$83,881,285	\$109,045,671



Preferred Schematic Design | Dedham

Oakdale Elementary School

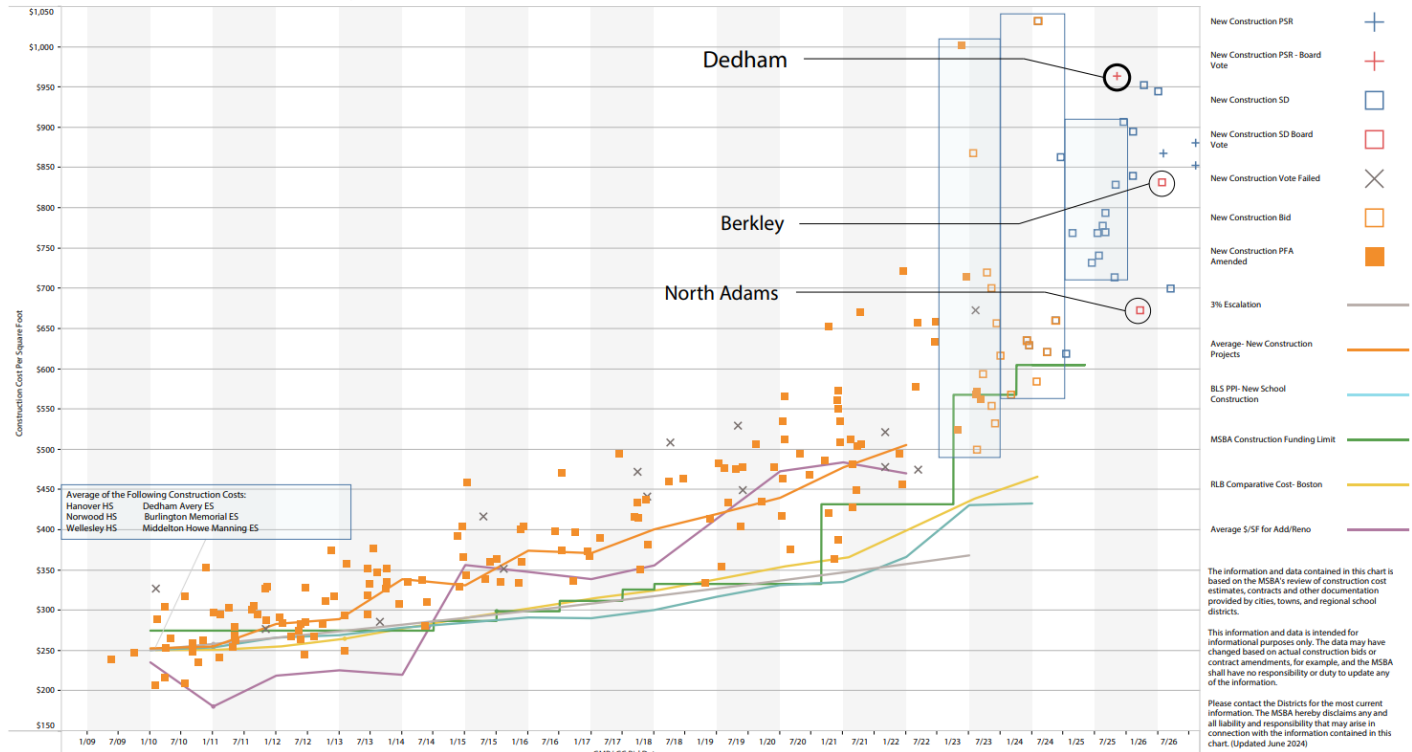
- Year Opened: 1902
- Current Grade Configuration: 1-5
- Agreed Upon Grade Configuration: 1-5
- Agreed Upon Enrollment: 360
- Proposed Scope of Project: New Construction
- Existing Square Footage: 53,524
- Proposed Square Footage: 87,008
- Estimated Total Construction Cost of Preferred Schematic: \$83,881,285



Preferred Schematic Design | Dedham

Oakdale Elementary School

New Construction Costs Compared to Common Economic Indicators | May 31, 2024



The information and data contained in this chart is based on the MSBA's review of construction cost estimates, contracts and other documentation provided by cities, towns, and regional school districts.

This information and data is intended for informational purposes only. The data may have changed based on actual construction bids or contract amendments, for example, and the MSBA shall have no responsibility or duty to update any of the information.

Please contact the Districts for the most current information. The MSBA hereby disclaims any and all liability and responsibility that may arise in connection with the information contained in this chart. (Updated June 2024)



Project Scope and Budget | **Vote**

District	School	Project Scope	Total Project Budget	Estimated Maximum Total Facilities Grant
Agawam	Agawam High School	Addition/ Renovation	\$229,968,232	\$96,854,000
Berkley	Berkley Community School	New	\$89,852,556	\$38,869,560
North Adams	Greylock Elementary School	New	\$65,362,859	\$41,557,218
Total			\$385,183,647	\$177,280,778



Project Scope and Budget | Agawam

Agawam High School

- Year Opened: 1955
- Current Grade Configuration: 9-12
- Agreed Upon Grade Configuration: 9-12
- Agreed Upon Enrollment: 955
- Scope of Project: Addition/Renovation with stand-alone Pre-K
- Existing Square Footage: 216,300
- Proposed Square Footage: 232,725
- District Total Project Budget: \$229,968,232
- Estimated Basis Total Facilities Grant: \$147,371,687
- Reimbursement Rate: 65.74%*
- Estimated Maximum Total Facilities Grant: \$96,854,000

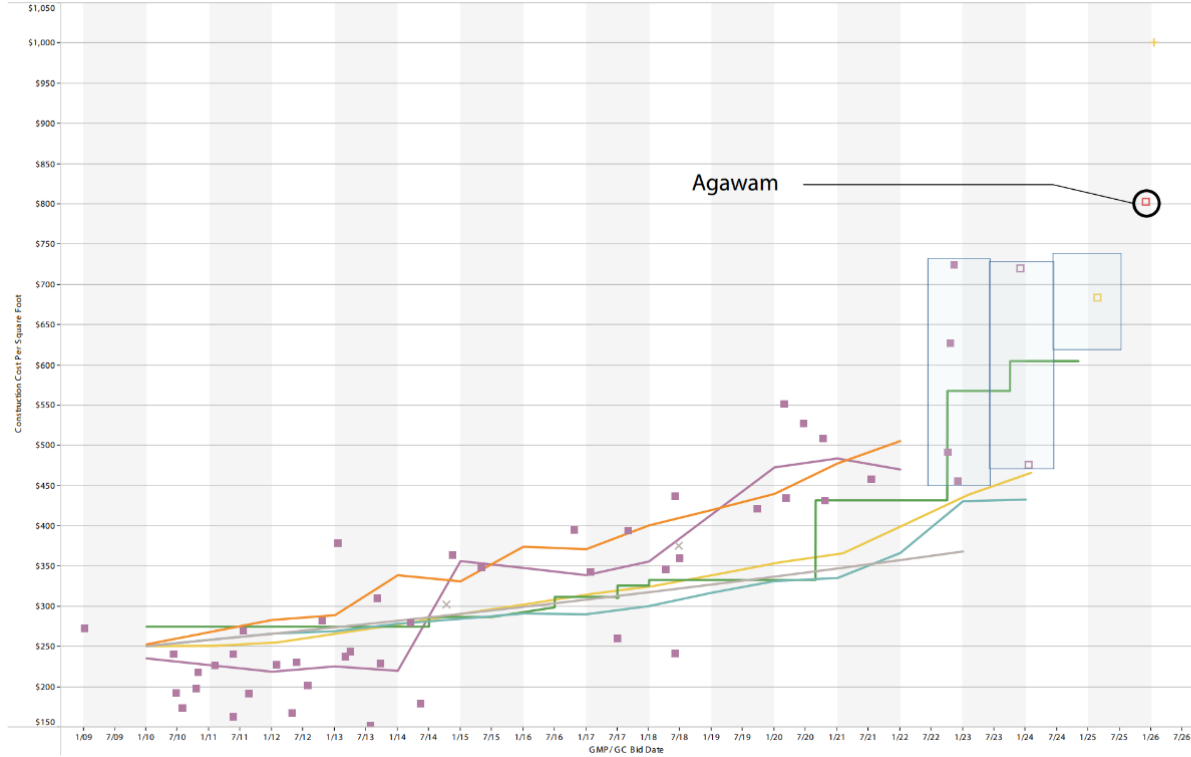
** The MSBA has provisionally three (3) incentive points for energy efficiency, and one (1) incentive point for indoor air quality, subject to the District meeting certain sustainability requirements for the project. If the District does not meet the requirements of the Green Schools Program, the District will not qualify for some or all of these incentive points, and the MSBA will adjust the reimbursement rate accordingly.*



Project Scope and Budget | Agawam

Agawam High School

Addition/Renovation Costs Compared to Common Economic Indicators | May 31, 2024



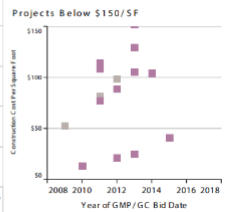
- Legend
- Addition / Renovation PSR +
 - Addition / Renovation SD □
 - Addition / Renovation SD Board Vote □
 - Addition / Renovation Bid □
 - Addition / Renovation PFA Amended ■
 - Addition / Renovation Vote Failed ×

- 3% Escalation —
- Average- New Construction Projects —
- BLS PPI- New 5 school Construction —
- MSBA Construction Funding Limit —
- RLB Comparative Cost- Boston —
- Average S/SF for Add/reno —

The information and data contained in this chart is based on the MSBA's review of construction cost estimates, contracts, and other documentation provided by cities, towns, and regional school districts.

This information and data is intended for informational purposes only. The data may have changed based on actual construction bids or contract amendments, for example, and the MSBA shall have no responsibility or duty to update any of the information.

Please contact the Districts for the most current information. The MSBA hereby disclaims any and all liability and responsibility that may arise in connection with the information contained in this chart. (Updated June 2024)





Project Scope and Budget | Berkley

Berkley Community School

- Year Opened: 1962
- Current Grade Configuration: PK-4
- Agreed Upon Grade Configuration: K-4, also serving PK
- Agreed Upon Enrollment: 385
- Scope of Project: New Construction
- Existing Square Footage: 72,272
- Proposed Square Footage: 84,620
- District Total Project Budget: \$89,852,556
- Estimated Basis Total Facilities Grant: \$63,804,268
- Reimbursement Rate: 60.92%*
- Estimated Maximum Total Facilities Grant: \$38,869,560

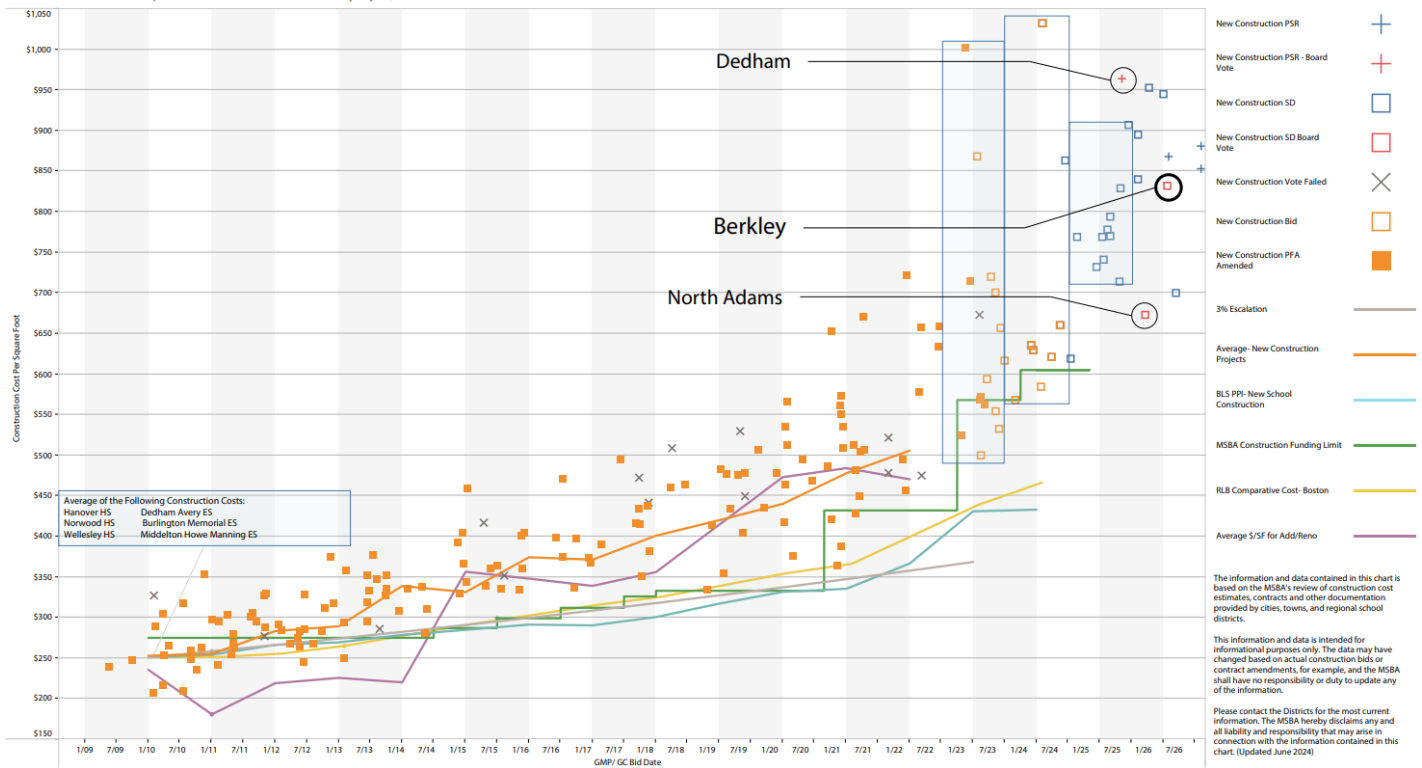
** The MSBA has provisionally included three (3) incentive points for energy efficiency, and one (1) incentive point for indoor air quality, subject to the District meeting certain sustainability requirements for the project. If the District does not meet the requirements of the Green Schools Program, the District will not qualify for some or all of these incentive points, and the MSBA will adjust the reimbursement rate accordingly.*



Project Scope and Budget | Berkley

Berkley Community School

New Construction Costs Compared to Common Economic Indicators | May 31, 2024



- Legend
- New Construction PSR +
 - New Construction PSR - Board Vote +
 - New Construction SD □
 - New Construction SD Board Vote □
 - New Construction Vote Failed X
 - New Construction Bid □
 - New Construction PFA Amended ■
 - 3% Escalation —
 - Average New Construction Projects —
 - BLS PPI New School Construction —
 - MSBA Construction Funding Limit —
 - RLB Comparative Cost-Boston —
 - Average 5/5F for Add/Reno —

The information and data contained in this chart is based on the MSBA's review of construction cost estimates, contracts and other documentation provided by cities, towns, and regional school districts.

This information and data is intended for informational purposes only. The data may have changed based on actual construction bids or contract amendments, for example, and the MSBA shall have no responsibility or duty to update any of the information.

Please contact the Districts for the most current information. The MSBA hereby disclaims any and all liability and responsibility that may arise in connection with the information contained in this chart. (Updated June 2024)



Project Scope and Budget | North Adams

Greylock Elementary School

- Year Opened: 1953
- Current Grade Configuration: PK-6
- Agreed Upon Grade Configuration: K-2, also serving PK
- Agreed Upon Enrollment: 240
- Scope of Project: New Construction
- Existing Square Footage: 55,000
- Proposed Square Footage: 73,600
- District Total Project Budget: \$65,362,859
- Estimated Basis Total Facilities Grant: \$51,947,673
- Reimbursement Rate: 80.00%*
- Estimated Maximum Total Facilities Grant: \$41,557,218

** The MSBA has provisionally included three (3) incentive points for energy efficiency, and one (1) incentive point for indoor air quality, subject to the District meeting certain sustainability requirements for the project. If the District does not meet the requirements of the Green Schools Program, the District will not qualify for some or all of these incentive points, and the MSBA will adjust the reimbursement rate accordingly.*

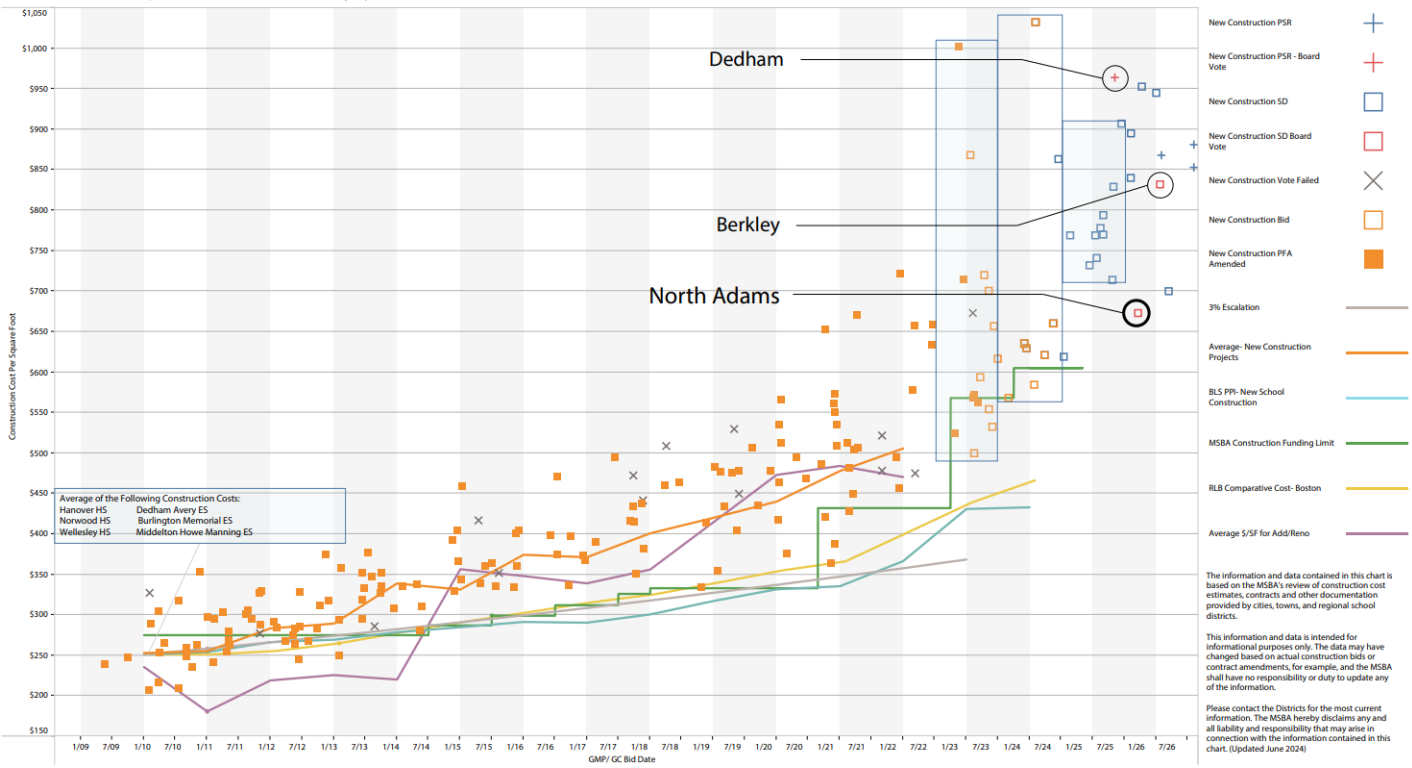
** By statute, 80% is the District's maximum reimbursement rate. Here, the District's base reimbursement rate is 80% before applying any incentive points. Therefore, no additional points will be awarded beyond the maximum reimbursement rate of 80%.*



Project Scope and Budget | North Adams

Greylock Elementary School

New Construction Costs Compared to Common Economic Indicators | May 31, 2024





Audit Update



Audit Status Update

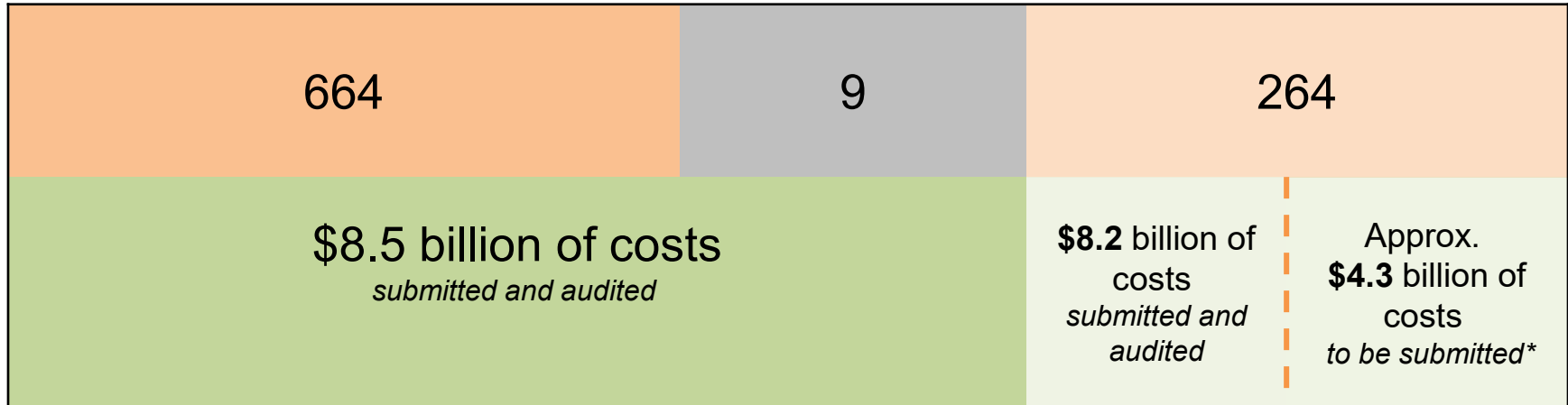
Capital Pipeline Program

■ Today's Vote

Completed Projects

Projects Currently Have Executed FSA and PFA

Estimated Costs Remaining

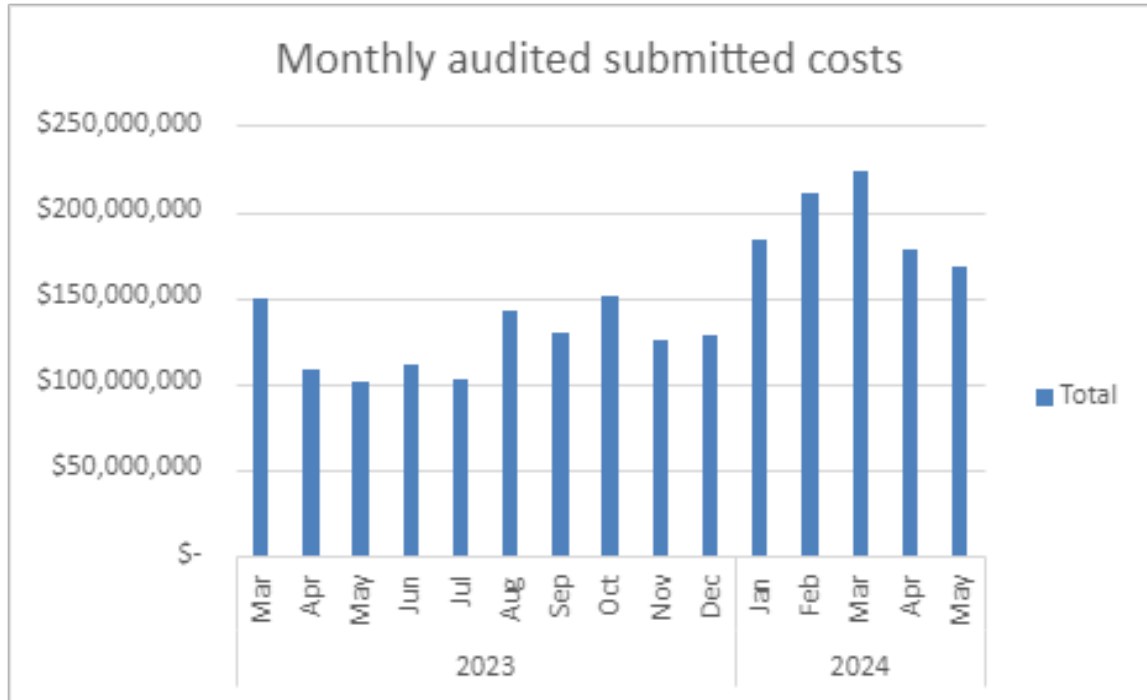


*Estimated based on Total Project Budgets from executed funding agreements and submitted costs as of June 12, 2024.



Capital Pipeline Program | Monthly Audited Project Costs

- Rolling 12 month submitted costs monthly average of \$154.5 million
- Total 12 Month Audited Costs = \$1.85 billion





Capital Pipeline Program | Closeout Audits

Today's Vote: June 26, 2024 Approval of Final Audits – Capital Pipeline Projects

	MSBA ID	District Name	School Name	Project Type	Project Scope	Reimb. Rate	Total Project Budget	Final Costs Submitted	Ineligible Costs	Basis for Final Total Facilities Grant	Final Total Facilities Grant	Grant Reconciliation FY	Additional Savings in Final Audit Grant for Cap Reconciliation	
1	201900790035	Dracut	Brookside Elementary	Accelerated Repair	Roof	57.74%	\$3,536,208	\$2,311,184	\$234,706	\$2,076,478	\$1,198,958	ARP FY20	\$631,216	
2	201900790045	Dracut	George H. Englesby Elementary School	Accelerated Repair	Roof	57.74%	\$2,806,808	\$2,033,188	\$251,101	\$1,782,087	\$1,028,977	ARP FY20	\$486,701	
3	201401870005	Millis	Clyde F Brown	Core Program	New Construction	57.27%	\$51,988,518	\$48,235,738	\$11,913,989	\$36,321,749	\$20,801,466	FY17 PS&B / FY20 Atch D	\$622,245	
4	201901910025	Monson	Quarry Hill Community School	Accelerated Repair	Roof	59.84%	\$5,138,422	\$2,793,349	\$338,822	\$2,454,527	\$1,468,789	ARP FY20	\$1,606,043	
5	202102240005	Orleans	Orleans Elementary	Accelerated Repair	Roof, Windows / Doors	35.42%	\$53,710	\$53,814	\$104	\$53,710	\$19,024	ARP FY24	\$0	
6	202202260010	Oxford	Alfred M Chaffee	Accelerated Repair	Roof	61.26%	\$4,156	\$4,156	\$0	\$4,156	\$2,546	ARP FY24	\$0	
7	202202260005	Oxford	Clara Barton	Accelerated Repair	Roof	61.26%	\$4,244	\$4,244	\$0	\$4,244	\$2,600	ARP FY24	\$0	
8	201402930015	Taunton	Mulcahey Elementary School	Core Program	New Construction	80.00%	\$57,358,326	\$54,104,093	\$4,985,410	\$49,118,683	\$39,294,946	FY16 FSA/ FY18 PS&B	\$3,048,231	
9	201903360085	Weymouth	Ralph Talbot	Accelerated Repair	Boiler	56.26%	\$1,275,396	\$969,381	\$148,371	\$821,010	\$461,900	ARP FY20	\$138,429	
							TOTAL	\$122,165,788	\$110,509,147	\$17,872,503	\$92,636,644	\$64,279,206		\$6,532,865



MSBA Updates

- **Recommendation for Commissioning Services**
- Executive Director's Report
- Project Status Updates
 - Supplemental Grant Update
 - Project Overview Report



MSBA Updates

- Recommendation for Commissioning Services
- **Executive Director's Report**
- Project Status Updates
 - Supplemental Grant Update
 - Project Overview Report



Supplemental Grant Update



Supplemental Grants Update

Category 1, Group 1 District – School
<i>Andover - West ES</i>
<i>Ashland - David Mindess</i>
<i>Boston - Josiah Quincy Upper School</i>
<i>Fitchburg - Crocker ES</i>
<i>Gloucester - East Gloucester ES</i>
<i>Lawrence - Oliver Partnership School</i>
<i>Lowell - Lowell HS</i>
<i>Peabody - William A Welch Sr</i>
<i>Stoneham - Stoneham HS</i>
<i>Swampscott - Hadley ES</i>
<i>Walpole - Bird MS</i>
<i>Westwood - Paul R. Hanlon ES</i>
<i>Worcester - Doherty Memorial HS</i>

Category 1, Group 2 District – School
<i>Boston - Carter School</i>
<i>Bristol-Plymouth - Bristol-Plymouth RVTHS</i>
<i>Greater Fall River - Diman RVTHS</i>
<i>Groton-Dunstable - Florence Roche School</i>
<i>Hingham - William L. Foster ES</i>
<i>Lawrence - Francis M Leahy ES</i>
<i>Nauset - Nauset Regional HS</i>
<i>Northeast Metro - Northeast Metropolitan HS</i>
<i>Norwood - Coakley MS</i>
<i>Randolph - Elizabeth G. Lyons ES</i>
<i>Somerset - Somerset MS</i>
<i>Spencer-East Brookfield RSD - David Prouty HS</i>
<i>Tyngsborough - Tyngsborough MS</i>
<i>Watertown - Watertown HS</i>
<i>Webster - Bartlett JSHS</i>
<i>Wellesley - Upham Elementary School</i>
<i>Westfield - Franklin Ave</i>

Category 2 District – School
<i>Amherst - Fort River ES</i>
<i>Brookline - Pierce K-8</i>
<i>Haverhill - Consentino MS</i>
<i>Holyoke - Peck MS</i>
<i>Maynard - Green Meadow ES</i>
<i>Nashoba - Nashoba Regional HS</i>
<i>Tri-County - Tri-County RVTHS</i>
<i>Wakefield - Wakefield HS</i>
<i>Winchester - Lynch ES</i>

* Projects in bold and italics have received and/or executed Project Funding Agreement Amendments reflecting increased funding limits and supplemental grants.

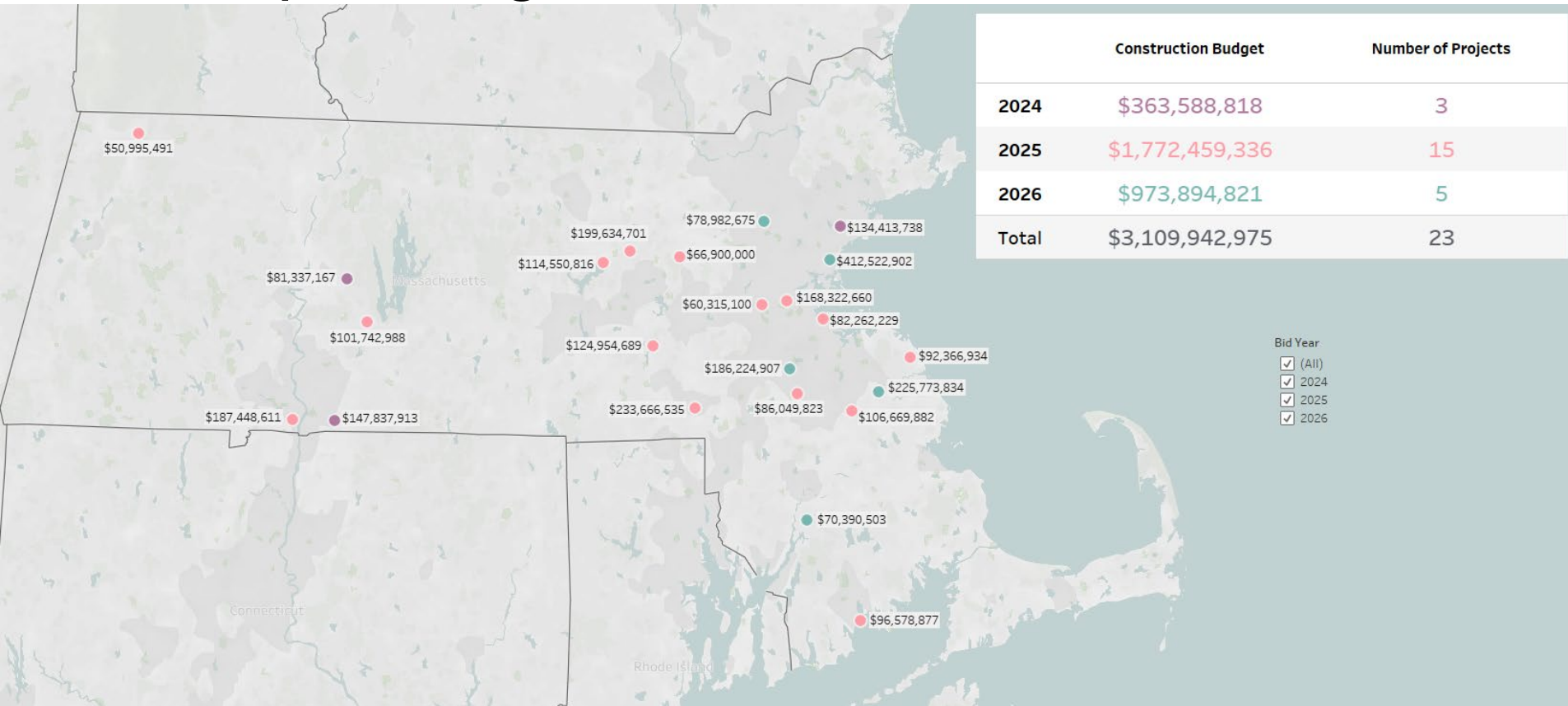


MSBA Updates

- Recommendation for Commissioning Services
- Executive Director's Report
- **Project Status Updates**
 - Supplemental Grant Update
 - **Project Overview Report**

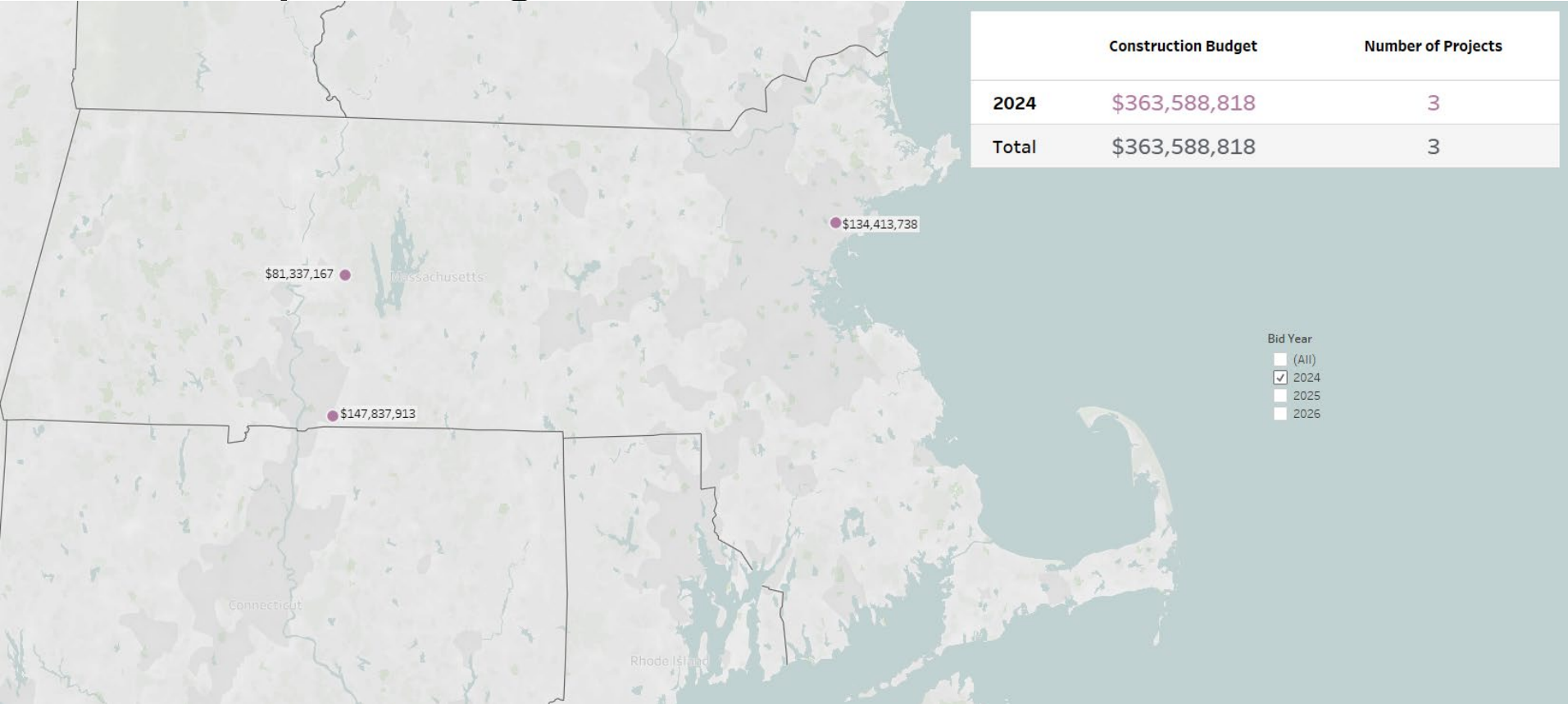


Upcoming MSBA Bids





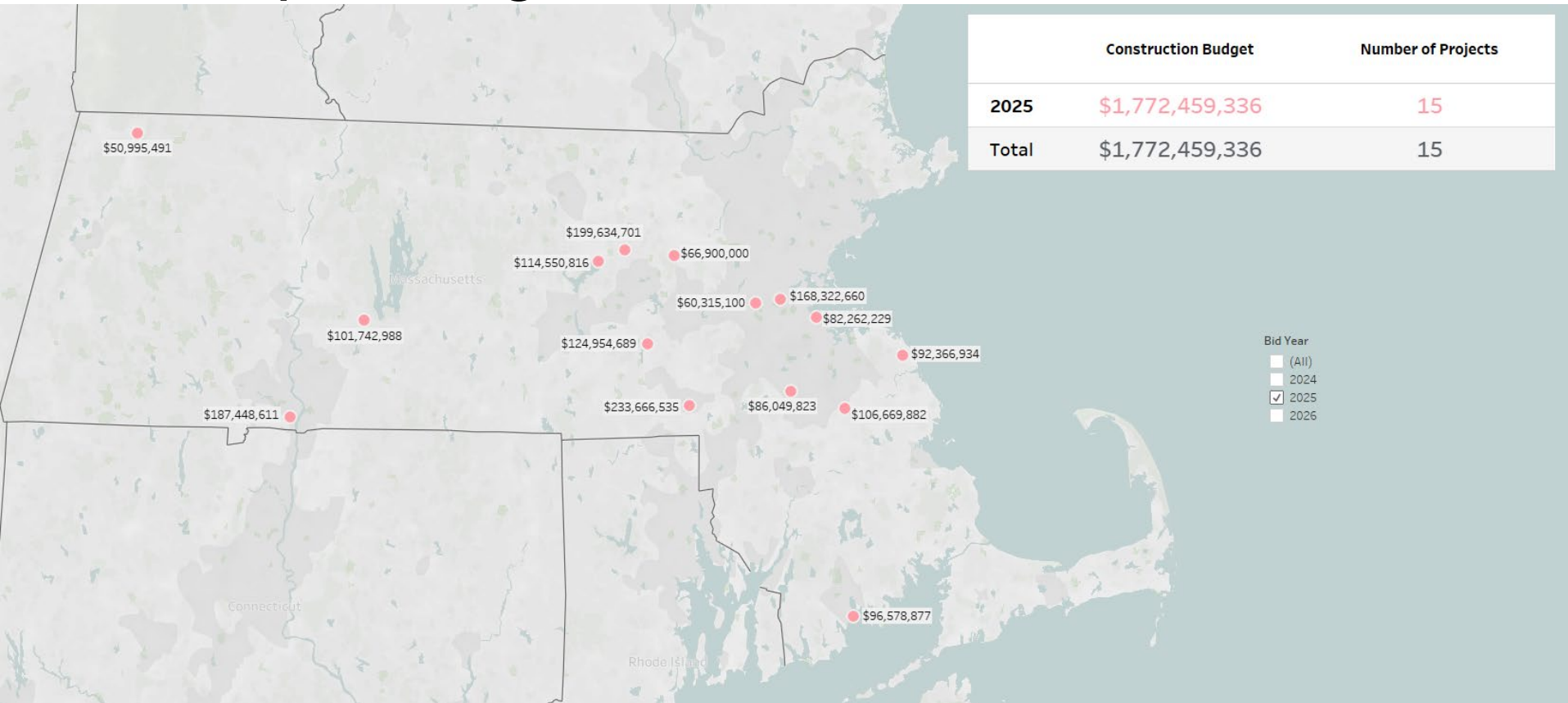
Upcoming MSBA Bids 2024



	Construction Budget	Number of Projects
2024	\$363,588,818	3
Total	\$363,588,818	3

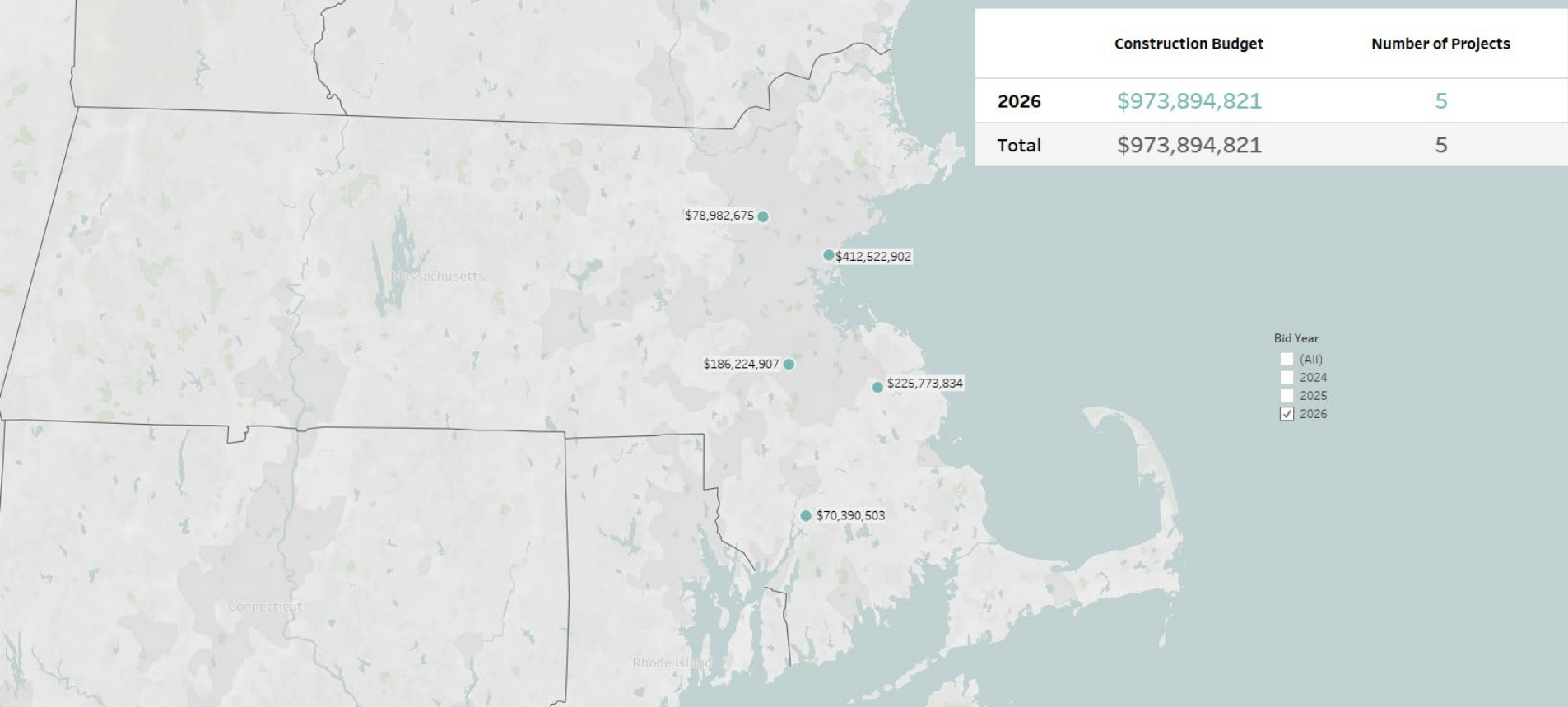


Upcoming MSBA Bids 2025





Upcoming MSBA Bids 2026





Core Program - Anticipated Bids

Anticipated Sub-Bids in July, August, and September:

- July – Amherst (DBB)
- August – None
- September – None

Anticipated DBB Bids or GMP Executions in July, August, and September :

- July – Greater Fall River (CMR), Wakefield (CMR)
- August – Amherst (DBB)
- September – None



Core Program – Bid Results 2023

- 17 projects scheduled to receive sub-bids in 2023, 16 have reported DBB bids or CMR executions to date
- 12 reported bids came in above the estimated budget

District	School	Scope	Project Type	Bid Date	Construction Estimate *	Bid Amount *	Variance from Construction Estimate	Reim. Rate	Potential Grant Variance **
Randolph	Elizabeth G Lyons Elementary School	New	DBB	1/25/2023	\$41,576,611	\$42,461,700	\$885,089	80.00%	\$0
Walpole	Bird Middle School	New	CMR	2/14/2023	\$92,874,826	\$92,988,102	\$113,276	52.22%	\$0
Fitchburg	Crocker Elementary School	New	DBB	2/14/2023	\$49,774,500	\$57,872,519	\$8,098,019	80.00%	\$0
Somerset	Somerset Middle School	New	CMR	3/16/2023	\$69,956,365	\$69,900,000	-\$56,365	56.89%	\$32,066
Westfield	Franklin Ave School	New	DBB	3/21/2023	\$50,430,464	\$52,542,787	\$2,112,323	77.00%	\$0
Wellesley	Ernest F. Upham Elementary School	New	CMR	4/13/2023	\$56,399,123	\$57,624,314	\$1,225,191	34.90%	\$0
Watertown	Watertown High School	New	DBB	5/10/2023	\$138,651,235	\$147,961,000	\$9,309,765	49.33%	\$0
Hingham	William L. Foster Elementary School	New	DBB	5/16/2023	\$88,114,851	\$88,528,700	\$413,849	40.54%	\$0
Lawrence	Francis M Leahy Elementary School	New	DBB	5/24/2023	\$81,846,297	\$92,396,000	\$10,549,703	80.00%	\$0

*The construction estimate and bid amount include pre-construction services and alternates.

**These numbers are based on preliminary information received from the district and are subject to further review and calculation.



Core Program – Bid Results 2023

- 17 projects scheduled to receive sub-bids in 2023, 17 have reported DBB bids or CMR executions to date
- 13 reported bids came in above the estimated budget

District	School	Scope	Project Type	Bid Date	Construction Estimate *	Bid Amount *	Variance from Construction Estimate	Reim. Rate	Potential Grant Variance **
Norwood	Coakley Middle School	New	CMR	6/12/2023	\$114,347,205	\$115,823,497	\$1,476,292	54.34%	\$0
Groton-Dunstable	Florence Roche School	New	CMR	6/29/2023	\$61,741,339	\$72,160,796	\$10,419,457	48.27%	\$0
Bristol-Plymouth	Bristol-Plymouth RVHS	New	DBB	8/31/2023	\$240,885,538	\$238,460,831	-\$2,424,707	62.25%	\$1,509,380
Winchester	Lynch Elementary School	New	DBB	11/30/2023	\$67,674,862	\$65,735,000	-\$1,939,862	36.21%	\$702,424
Tyngsborough	Tyngsborough Middle School	New	CMR	12/13/2023	\$65,980,571	\$70,973,071	\$4,992,500	58.61%	\$0
Spencer-East Brookfield Reg	David Prouty High School	Add/Reno	CMR	12/21/2023	\$91,367,674	\$91,333,005	-\$34,669	74.19%	\$25,721
Boston	Carter School	New	CMR	1/31/2024	\$69,363,383	\$88,901,911	-\$19,538,528	64.31%	\$0
Northeast Metropolitan	Northeast Metropolitan HS	New	CMR	5/24/2024	\$244,041,092	\$255,291,628	\$11,250,536	76.84%	\$0
Total					\$1,625,025,936	\$1,700,954,861	\$75,928,925	-	\$2,269,591

*The construction estimate and bid amount include pre-construction services and alternates. Norwood (removal of the PFA Alternate scope) and Winchester (added scope in bid alternates) are the exception.

**These numbers are based on preliminary information received from the district and are subject to further review and calculation.



Core Program – Bid Results 2024

- 8 projects scheduled to receive sub-bids in 2024, 3 have reported DBB bids or CMR executions to date
- 3 reported bids came in under the estimated budget

District	School	Scope	Project Type	Bid Date	Construction Estimate *	Bid Amount *	Variance from Construction Estimate	Reim. Rate	Potential Grant Variance **
Webster	Bartlett JSHS	Add/Reno	DBB	1/17/2024	\$78,185,900	\$76,839,000	-\$1,346,900	80.00%	\$1,077,520
Holyoke	William R. Peck School	New	DBB	1/26/2024	\$70,580,780	\$62,813,000	-\$7,767,780	80.00%	\$6,214,224
Haverhill	Consentino MS	New	DBB	3/26/2024	\$125,097,100	\$113,750,000	-\$11,347,100	80.00%	\$9,077,680
Total					\$273,863,780	\$253,402,000	-\$20,461,780	-	\$16,369,424

*The construction estimate and bid amount include pre-construction services and alternates.

**These numbers are based on preliminary information received from the district and are subject to further review and calculation.



Core Program – Additional Funding Update

- Projects below have reported additional project funding following Project Scope and Budget approval
- Budget increases will be incorporated into each Project Funding Agreement by bid amendment
- Projects also identified in the Project Variance section of the Project Overview Report and the Capital Planning Data & Information: Cost Data page of the MSBA website

District	School	Scope	Construction Estimate *	Total Project Budget	Maximum Total Facilities Grant	Additional Funding **
Winchester	Lynch Elementary School	New	\$67,674,862	\$94,525,933	\$20,308,733	\$0.30 M

*The construction estimate includes pre-construction services and alternates.

**These numbers are based on preliminary information received from the district and are subject to further review and calculation.



Accelerated Repair – Bid Summary

2021 Accelerated Repair Program

- 19 of 24 reported projects bid within the estimated budget
- 2 projects remain from 26 approved projects
 - Remaining 2 projects anticipated to be reported at August Board of Directors meeting

2022 Accelerated Repair Program

- 18 of 19 reported projects bid within the estimated budget
- 8 projects remain from 27 approved projects



Finance Update

- **Sales Tax Collections Update**
- Grant Payments Update
- FY 2024 Budget Update



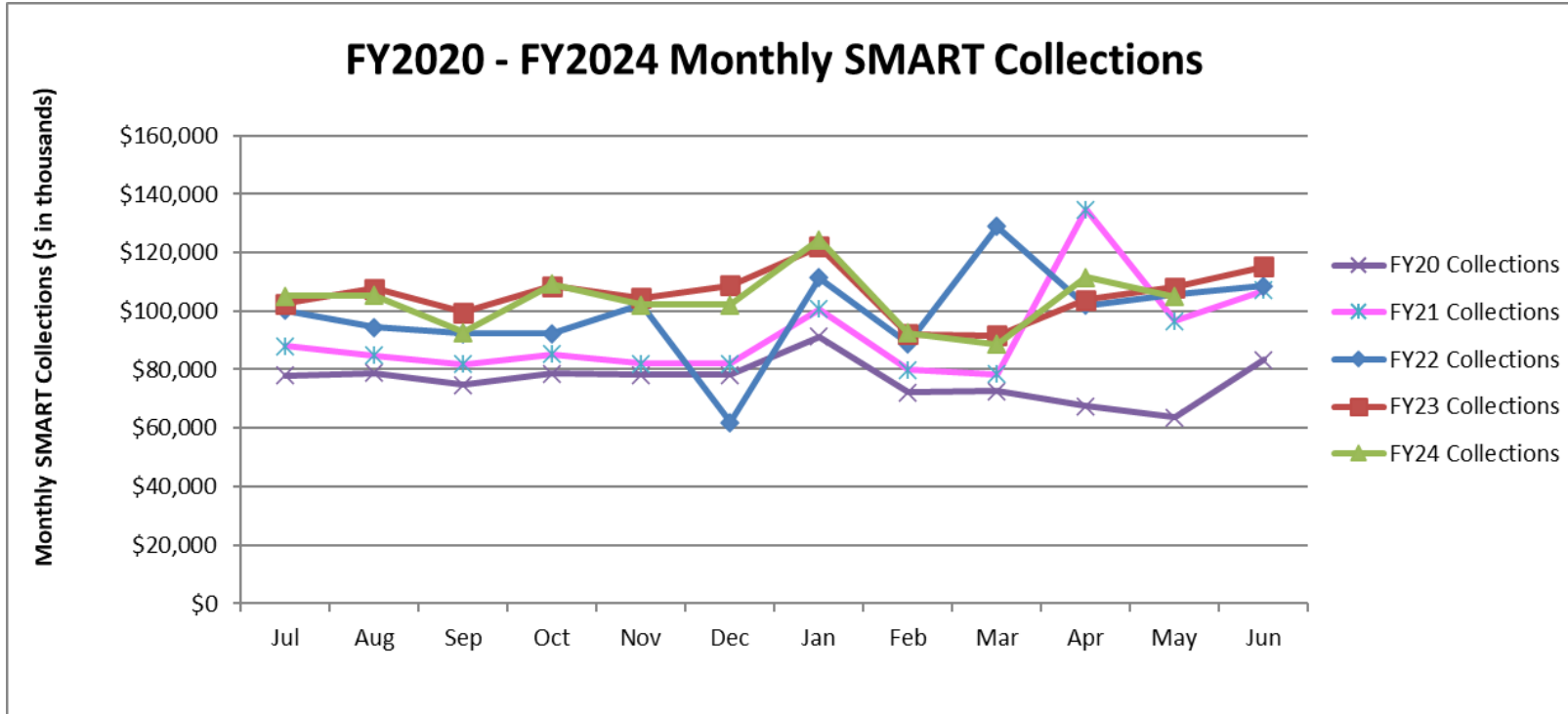
SMART Collections Update

	Jul	Aug	Sep	Oct	Nov	Dec	Jan	Feb	Mar	Apr	May	Jun	YTD
FY23 Receipts	\$ 102,528	\$ 107,609	\$ 99,629	\$ 108,557	\$ 104,474	\$ 108,859	\$ 122,161	\$ 92,118	\$ 91,671	\$ 103,886	\$ 108,063	\$ 115,211	\$ 1,264,766
\$ Change vs. FY22	\$ 2,212	\$ 13,113	\$ 7,347	\$ 16,192	\$ 2,424	\$ 46,930	\$ 10,733	\$ 3,293	\$ (37,217)	\$ 1,946	\$ 2,275	\$ 6,647	\$ 75,893
% Change vs. FY22	2.21%	13.88%	7.96%	17.53%	2.38%	75.78%	9.63%	3.71%	-28.88%	1.91%	2.15%	6.12%	6.38%
FY24 Receipts	\$ 105,052	\$ 105,303	\$ 92,646	\$ 109,255	\$ 102,098	\$ 102,241	\$ 124,411	\$ 92,432	\$ 88,739	\$ 111,597	\$ 104,917		\$ 1,138,691
\$ Change vs. FY23	\$ 2,524	\$ (2,306)	\$ (6,984)	\$ 698	\$ (2,376)	\$ (6,618)	\$ 2,250	\$ 314	\$ (2,932)	\$ 7,711	\$ (3,146)		\$ (10,864)
% Change vs. FY23	2.46%	-2.14%	-7.01%	0.64%	-2.27%	-6.08%	1.84%	0.34%	-3.20%	7.42%	-2.91%		-0.95%

- FY 24 collections through May were \$10.8 million (0.95%) lower than the same period in FY 23.

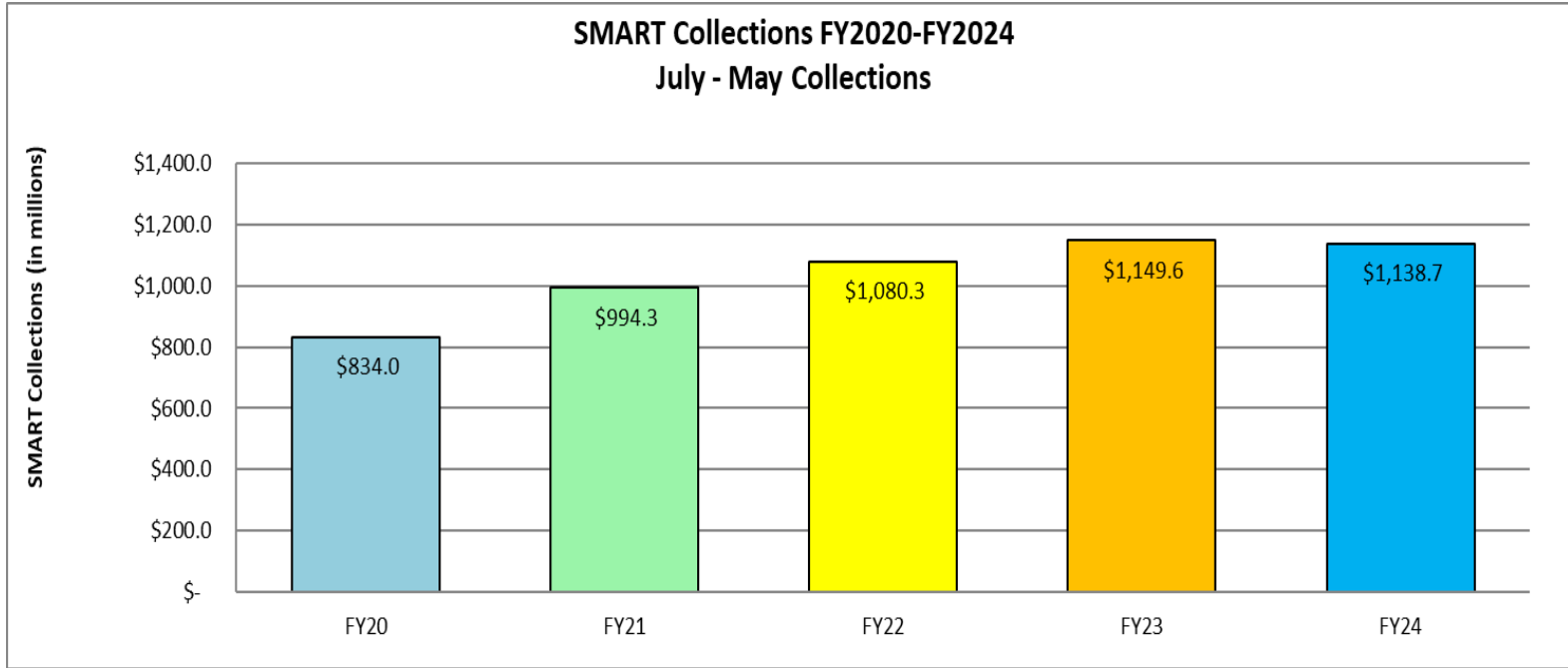


SMART Collections Update





SMART Collections Update





Finance Update

- Sales Tax Collections Update
- **Grant Payments Update**
- FY 2024 Budget Update

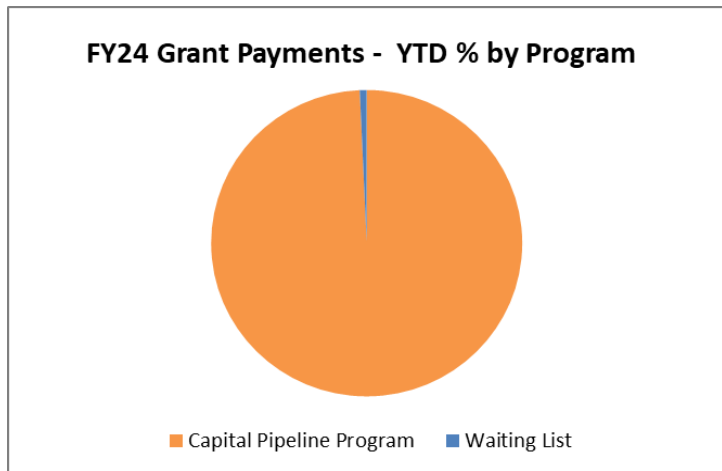
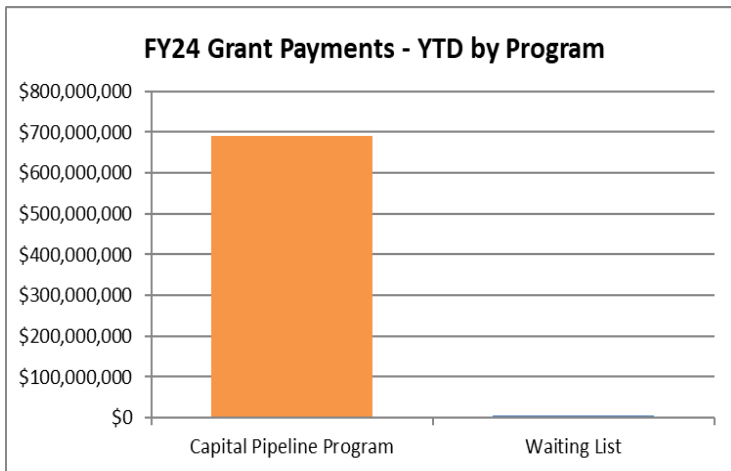


Grant Payments Update

FY24 YTD Grant Payments Summary*

Program	Grant Payments	YTD % by Program	# Projects	# Districts
Capital Pipeline Program	\$ 689,985,731	99%	154	98
Waiting List	\$ 4,969,563	1%	7	5
Total	\$ 694,955,294	100%	161	101

*Reflects grant payment data as of June 11, 2024.



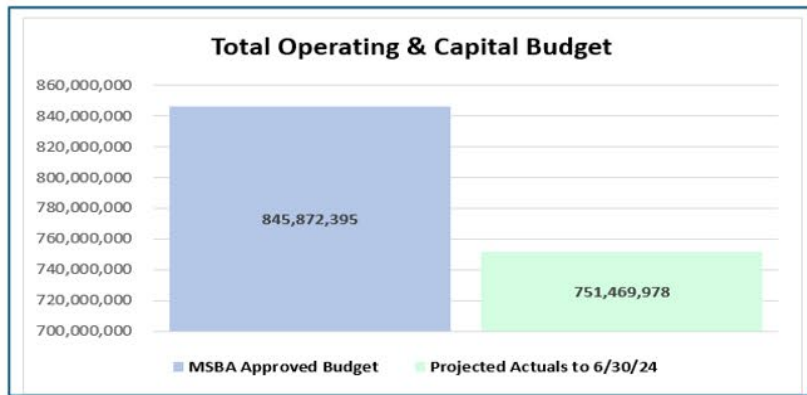
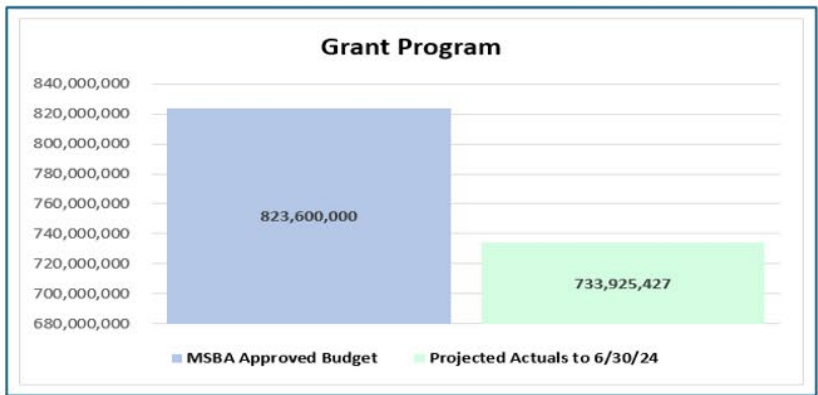
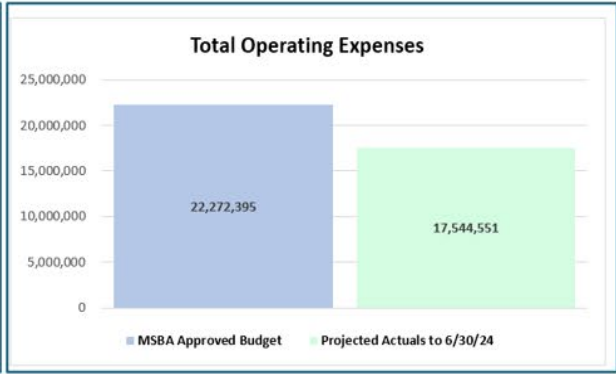
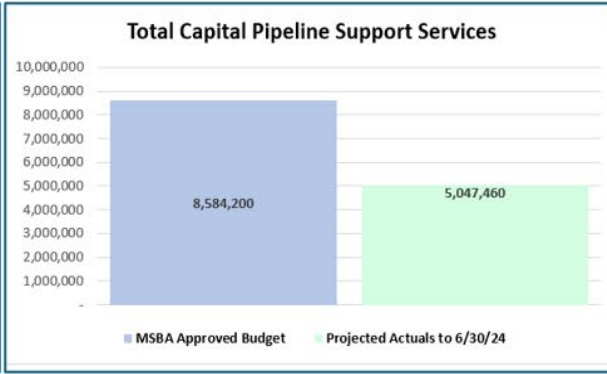
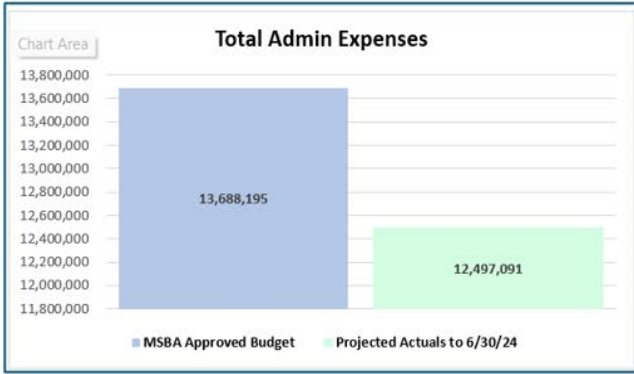


Finance Update

- Sales Tax Collections Update
- Grant Payments Update
- **FY 2024 Budget Update**

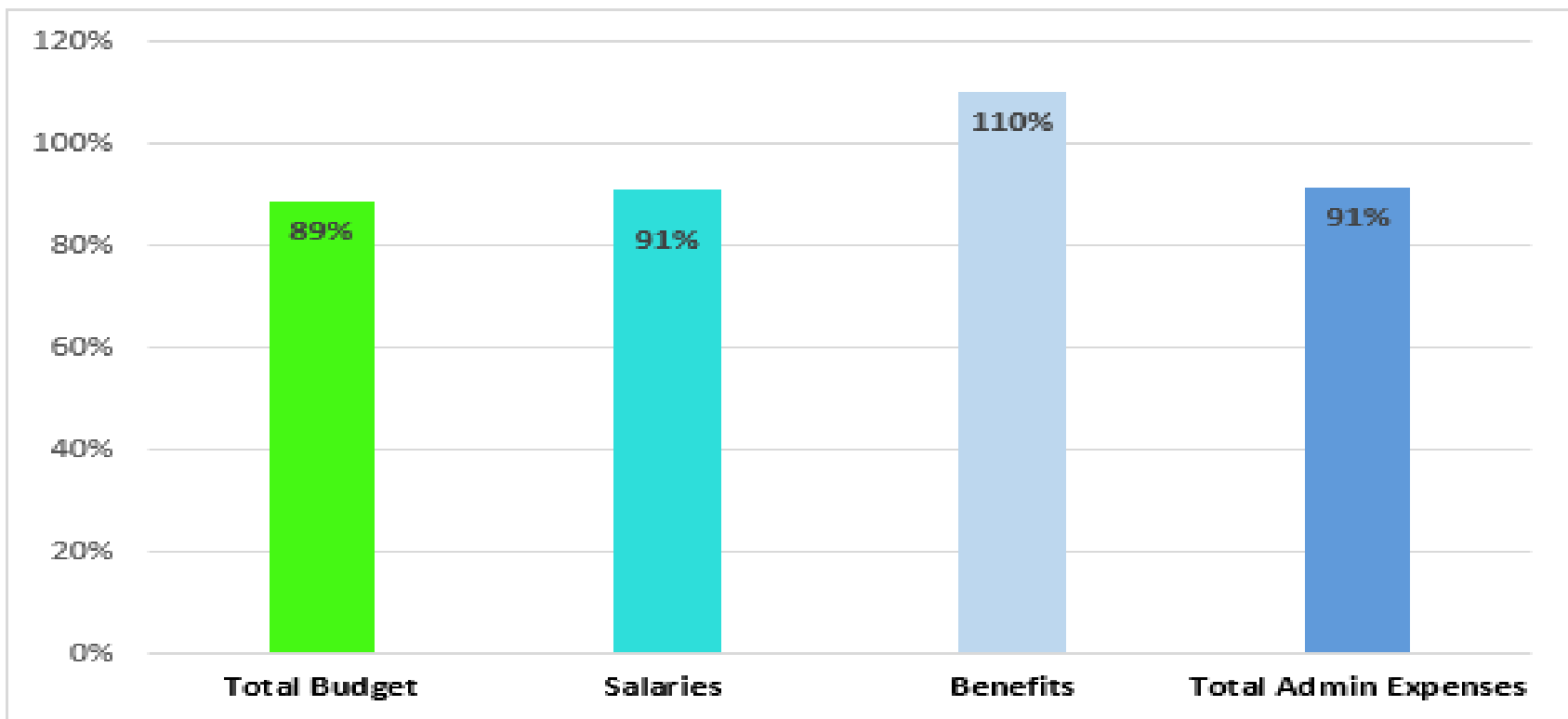


Fiscal Year 2024 Budget vs Projected Actuals





Projected Fiscal Year 2024 Spending





MSBA Lease – Letter of Intent
