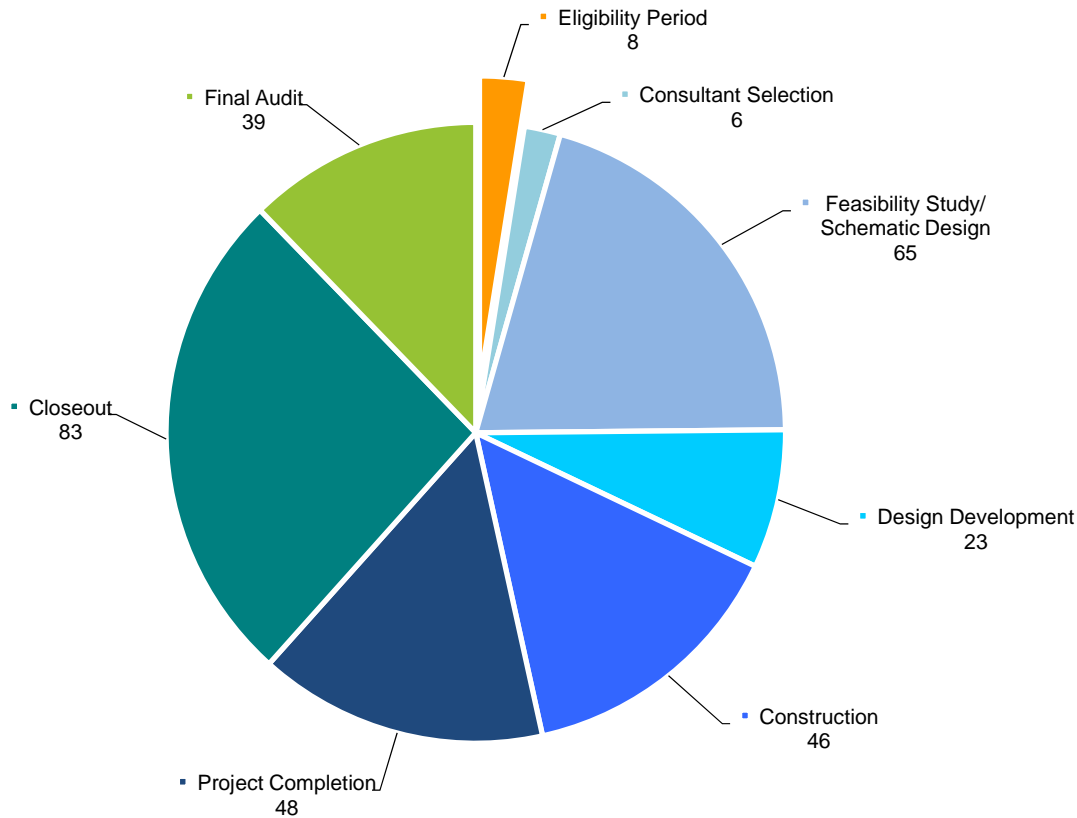


Project Overview Report

January 8, 2014

A total of 318 projects that have received invitations from the Board of Directors (“Board”) to collaborate with the MSBA are currently in the MSBA’s Eligibility Period and Capital Pipeline. The following summary chart provides the number of projects in the Eligibility Period and each phase of the Capital Pipeline:



Statement of Interest (“SOI”)

2013 SOI Process

The Fiscal Year 2013 SOI Process opened on January 9, 2013 and closed on April 10, 2013; 117 Districts submitted 201 Statements of Interest. MSBA review of the 2013 SOIs is complete.

50 of the of the 201 SOIs have been invited into the Accelerated Repair Program at the June, July, and October Board meetings, closing invites into the Accelerated Repair Program for 2013.

To date, seven SOIs have been invited into the Eligibility Period at the October and November Board meetings. An additional seven invites are anticipated for the January 2014 meeting, and three invites at the March 2014 meeting.

2014 SOI Process

The Fiscal Year 2014 SOI filing period opened on **January 10, 2014**. SOI submission deadlines are as follows:

- The SOI closing date for districts submitting for consideration in the Accelerated Repair Program, which is primarily for the repair and/or replacement of windows, roofs, and/or boilers in an otherwise structurally sound facility, is **February 14, 2014**.
- The SOI closing date for districts submitting for consideration in the Core Program, which is primarily for projects beyond the scope of Accelerated Repair, including extensive repairs, renovations, addition/renovations, and new school construction, is **April 11, 2014**.

Eligibility Period

There are eight districts in the Eligibility Period. Five of the eight districts have already secured funding. The remaining three districts have yet to confirm their date for action.

An agreed-upon enrollment is a key prerequisite for the MSBA to commence a Feasibility Study with a district. To begin the enrollment projection process, a district must file enrollment information utilizing the MSBA's online enrollment projection tool. Since the last report, one district has completed the enrollment process.

Based upon the schedules anticipated by the districts for completion of the Eligibility Period requirements, staff anticipates recommending the eight districts in Eligibility Period for an Invitation to Feasibility Study at upcoming Board meetings.

Capital Pipeline

Consultant Selection

After the district has completed all Eligibility Period requirements and has received a Board Invitation to Feasibility Study, the district procures an Owner's Project Manager ("OPM"). There are three districts in the Capital Pipeline that need to procure an OPM.

After a district has selected and executed a contract with an OPM, it selects a Designer utilizing either a local designer selection process for projects under \$5 million or the MSBA's Designer Selection Panel ("DSP") for projects over \$5 million. There are two districts in the Capital Pipeline that are in the process of procuring a Designer.

Feasibility Study

Once a district has procured an OPM and Designer and a Feasibility Study Agreement has been executed, the district and its consultants must complete two Feasibility Study submittals, the Preliminary Design Program and the Preferred Schematic Report, prior to Board consideration to proceed into Schematic Design. Based on the

most recent data and schedules provided to the MSBA by districts, the MSBA anticipates that six districts will present their preferred schematic designs to the Board at the upcoming March and June Board meetings.

Prior to consideration by the Board for Project Scope and Budget authorization, a district must submit a schematic design to the MSBA for review. Based on the most recent data and schedules provided to the MSBA by districts, the MSBA anticipates that seven districts will appear before the Board for Project Scope and Budget Agreement authorization at the upcoming March and June Board meetings.

Commissioning

Since the last report, the MSBA has assigned Commissioning Consultants to an additional nine projects presented in the table below. To date, the MSBA has executed 244 Commissioning Consultant contracts, totaling \$19.2 million; 91 contracts have been completed.

| District | School | Estimated Const. Cost (million) | Commissioning Consultant | Contract Amount |
|---------------------|---|---------------------------------|-------------------------------|------------------|
| Worcester | Accelerated Repair - 4 Schools - Windows | \$7.30 | Russo Barr Associates | \$100,550 |
| Worcester | Accelerated Repair - Caradonio, Hiatt - Boilers | \$0.16 | RDK Engineers | \$10,520 |
| Bridgewater-Raynham | 2012 Accelerated Repairs - 3 Schools roofs, windows | \$5.05 | CBI Consulting | \$67,500 |
| Pembroke | Pembroke 2013 ARP Roofs - 4 schools | \$10.29 | CBI Consulting | \$80,000 |
| Randolph | Randolph 2013 ARP HS Roofing | \$1.21 | Gale Associates | \$28,210 |
| Springfield | 2013 ARP Roofs | \$5.24 | Building Enclosure Associates | \$86,000 |
| Winthrop | Winthrop High School | \$60.00 | WSP | \$140,397 |
| Athol-Royalston | Riverbend | \$30.00 | Strategic Building Solutions | \$89,025 |
| Winchester | Winchester High School | \$90.00 | RDK Engineers | \$231,857 |
| Total | | \$209.24 million | Total | \$834,059 |

The table below represents the status of commissioning assignments sorted by the fiscal year in which the commissioning work orders were issued.

| Fiscal Year | No. Work Orders Issued | Value of Work Orders Issued | Total Invoiced | Percent Complete |
|-------------|------------------------|-----------------------------|----------------|------------------|
| FY10 | 31 | \$4,231,376 | \$4,134,160 | 98% |
| FY11 | 95 | \$6,328,287 | \$5,180,584 | 82% |
| FY12 | 52 | \$4,459,061 | \$2,459,347 | 55% |
| FY13 | 55 | \$3,386,847 | \$1,015,881 | 30% |
| FY14 | 11 | \$1,053,650 | \$1,248 | <1% |

Design Development

Once a district has secured local funding and has entered into a Project Funding Agreement with the MSBA, it enters the Design Development phase. Currently, there are 23 projects in the Design Development phase with a total estimated construction cost of approximately \$539.7 million: 11 Accelerated Repair projects and 12 Core Program projects. The 12 Core Program projects in Design Development have a total estimated construction cost of approximately \$523 million:

Elementary School Districts

Newton
Revere
South Hadley

Middle School Districts

Auburn
Chicopee
Lynn
North Adams
Peabody
Wachusett Regional

High School Districts

Greater Lawrence Regional Voc/Tech
Winchester
Winthrop

Construction

When a district issues a Notice to Proceed, the project is advanced to the Construction phase. Currently, there are 46 projects in the Construction phase with a total estimated construction cost of \$1.863 billion: one Green Repair project, five Accelerated Repair projects, two Science Lab Initiative projects, and 38 Core Program projects. The 38 Core Program projects have a total estimated construction cost of \$1.795 billion and are listed below. This does not include the 48 projects that have reached substantial completion and are currently in the Project Completion phase.

Elementary School Districts

Andover
Georgetown
Lexington
Marblehead
Newburyport (Bresnahan)
Springfield (Brookings)
Webster
Westfield
Weston
Williamsburg

Middle and Middle/High School Districts

Douglas
Greenfield
Hingham
Newburyport (Nock)
Oxford
Stoneham
Sutton
Wakefield

High School Districts

Addition/Renovation
Assabet Valley Regional Technical
Ayer Shirley Regional
Dracut
Greater Lowell Regional Voc/Tech
Greater New Bedford Voc/Tech
Methuen
Norfolk County Agricultural
North Reading
Southern Worcester Regional Voc/Tech
Southwick-Tolland-Granville Regional

New

Concord-Carlisle Regional
Essex/North Shore Regional Voc/Tech
West Bridgewater
Wilmington

Model

Duxbury
Franklin
Marshfield
Monomoy Regional
Somerset-Berkley Regional
West Springfield

Summary of Bid Data

- These numbers are based on preliminary information received from the District and are subject to further review and calculation.
- The 2013 numbers include Core Program and Science Lab Initiative projects, not Accelerated Repair projects.

| Year | Number of Projects | Design Basis for Enrollment | Project Budget | Construction Budget |
|--------------------|--------------------|-----------------------------|------------------|---------------------|
| 2013 | 30 | 23,598 | \$1.16 B | \$972.6 M |
| 2014 | 11 | 8,870 | \$583.0 M | \$453.4 M |
| 2015 | 1 | 970 | \$80.2 M | \$62.0 M |
| Grand Total | 42 | 33,438 | \$1.723 B | \$1.443 B |

Core Program – Construction Estimate vs. 2013 Bid Amount

- 18 bids received and 12 GMPs executed in 2013.
- Of the 30 projects, 23 bids came in within the estimated budget.
- No new bids since the November Board Meeting.

| District | School | Scope | Project Type | Bid Date | Construction Estimate ** | Bid Amount ** | Variance from Construction Estimate | Reimbursement Rate | Potential Grant Variance * |
|------------------------------------|------------------------------|-------------|--------------|----------|--------------------------|---------------|-------------------------------------|--------------------|----------------------------|
| | | | | Total | \$872,067,380 | \$861,328,952 | \$10,738,428 | - | \$24,043,877 |
| Lexington | Estabrook ES | New | CMR | Jan-13 | \$31,145,045 | \$32,792,348 | -\$1,647,303 | 37.27% | \$0 |
| Monomoy RSD | Monomoy Regional HS | New | DBB | Feb-13 | \$52,962,105 | \$47,490,700 | \$5,471,405 | 51.53% | \$2,819,415 |
| Newburyport | Bresnahan ES | New | DBB | Feb-13 | \$31,117,441 | \$27,405,000 | \$3,712,441 | 52.78% | \$1,959,426 |
| Williamsburg | Anne T. Dunphy IS | Add/Reno | DBB | Mar-13 | \$9,553,527 | \$8,990,457 | \$563,070 | 61.86% | \$348,315 |
| Assabet Valley RVTSD | Assabet Valley RVTHS | Repair/Reno | DBB | Mar-13 | \$50,755,300 | \$45,215,000 | \$5,540,300 | 53.48% | \$2,962,952 |
| Stoneham | Stoneham MS | Add/Reno | CMR | Mar-13 | \$32,028,239 | \$33,086,864 | -\$1,058,625 | 57.50% | \$0 |
| Old Colony RSD | Old Colony RVTHS | Roof/SLI | DBB | Apr-13 | \$2,179,947 | \$2,037,200 | \$142,747 | 54.16% | \$77,312 |
| Newburyport | Nock MS | Add/Reno | CMR | Apr-13 | \$21,831,202 | \$20,877,414 | \$953,788 | 53.78% | \$512,947 |
| ***Southwick-Tolland-Granville RSD | Powder Mill ES / Woodland ES | Repair | DBB | May-13 | \$22,075,590 | \$20,297,491 | \$1,778,099 | 55.63% | \$989,156 |
| Wilmington | Wilmington HS | New | CMR | Jun-13 | \$64,408,261 | \$65,690,437 | -\$1,282,176 | 55.19% | \$0 |
| North Reading | North Reading HS | Add/Reno | CMR | Jun-13 | \$86,315,287 | \$101,328,353 | -\$15,013,066 | 51.49% | \$0 |
| Webster | Park Ave ES | New | DBB | Jun-13 | \$35,840,565 | \$31,650,000 | \$4,190,565 | 76.86% | \$3,220,868 |
| Wakefield | Galvin MS | New | CMR | Jun-13 | \$59,756,583 | \$59,756,583 | \$0 | 54.67% | \$0 |
| Andover | Bancroft ES | New | CMR | Jul-13 | \$34,527,063 | \$40,218,065 | -\$5,691,002 | 44.00% | \$0 |
| Southwick-Tolland-Granville RSD | MS/HS | Add/Reno | DBB | Jul-13 | \$31,408,667 | \$24,994,000 | \$6,414,667 | 66.53% | \$4,267,678 |
| Greenfield | Greenfield HS | New | CMR | Aug-13 | \$52,936,594 | \$53,507,787 | -\$571,193 | 80.00% | \$0 |
| Concord-Carlisle RSD | Concord Carlisle HS | New | CMR | Aug-13 | \$71,904,161 | \$76,143,704 | -\$4,239,543 | 35.58% | \$0 |
| Greater New Bedford RVT | Greater New Bedford RVTHS | Add/Reno | DBB | Sep-13 | \$13,679,847 | \$11,779,700 | \$1,900,147 | 80.00% | \$1,520,118 |
| Georgetown | Penn Brook ES | New | DBB | Sep-13 | \$36,979,465 | \$32,910,000 | \$4,069,465 | 54.76% | \$2,228,439 |
| West Bridgewater | MS/HS | New | DBB | Sep-13 | \$49,727,766 | \$45,400,000 | \$4,327,766 | 54.16% | \$2,343,918 |
| Springfield | Brooking ES | New | CMR | Oct-13 | \$22,733,394 | \$22,733,394 | \$0 | 80.00% | \$0 |
| Southern Worcester | Bay Path RVTHS | Add/Reno | CMR | Nov-13 | \$58,201,331 | \$57,024,455 | \$1,176,876 | 67.41% | \$793,332 |

*These numbers are based on preliminary information received from the district and are subject to further review and calculation.

**The construction estimate and bid amount do not include pre-construction services and alternatives.

***Southwick-Tolland-Granville Powder Mill ES & Woodland ES projects are two separate projects but were bid as one project. The data is combined until further information is available.

Science Lab Initiative – Construction Estimate vs. 2013 Bid Amount

- Of the eight projects; eight bids have been received.
- All eight are within the district’s estimated budget.
- No new bids since the November Board Meeting.

| District | School | Scope | Project Type | Bid Date | Construction Estimate ** | Bid Amount ** | Variance from Construction Estimate | Reimbursement Rate | Potential Grant Variance * |
|-----------------------|-----------------------|-------------|--------------|----------|--------------------------|---------------|-------------------------------------|--------------------|----------------------------|
| | | | | Total | \$56,316,432 | \$46,287,013 | \$10,029,419 | - | \$6,921,826 |
| Melrose | Melrose HS | SLI | DBB | Feb-13 | \$4,938,311 | \$3,239,000 | \$1,699,311 | 50.79% | \$863,080 |
| Gardner | Gardner HS | SLI/Windows | DBB | Feb-13 | \$2,934,333 | \$2,745,319 | \$189,014 | 78.95% | \$149,227 |
| Blackstone Valley RSD | Blackstone Valley RHS | SLI | DBB | Feb-13 | \$625,395 | \$553,997 | \$71,398 | 53.53% | \$38,219 |
| Holyoke RSD | William Dean VTHS | SLI | DBB | Mar-13 | \$5,352,000 | \$4,022,000 | \$1,330,000 | 80.00% | \$1,064,000 |
| Tri-County RVSD | Tri-County RVTHS | SLI | DBB | Mar-13 | \$1,241,940 | \$908,000 | \$333,940 | 50.79% | \$169,608 |
| North Attleborough | North Attleborough HS | SLI | DBB | Apr-13 | \$4,650,000 | \$4,411,000 | \$239,000 | 52.06% | \$124,423 |
| Medford | Medford HS | SLI | DBB | Aug-13 | \$10,866,010 | \$8,850,000 | \$2,016,010 | 59.16% | \$1,192,672 |
| Springfield | Central HS | SLI/Add | CMR | Sep-13 | \$25,708,443 | \$21,557,697 | \$4,150,746 | 80.00% | \$3,320,597 |

*These numbers are based on preliminary information received from the district and are subject to further review and calculation.

**The construction estimate and bid amount do not include pre-construction services and alternatives.

Core Program – Total Project Budget Update

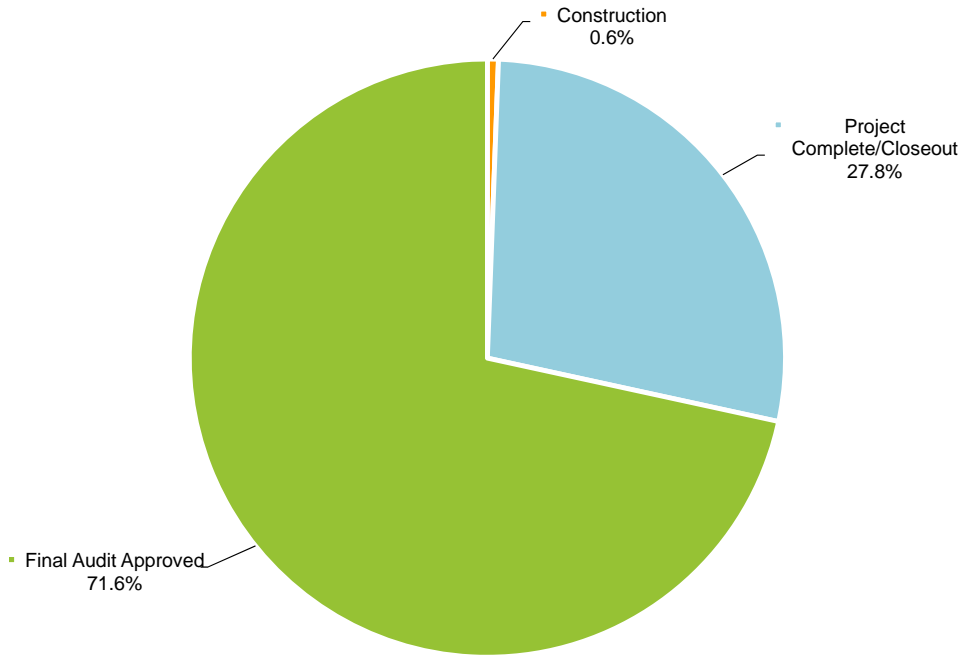
Upon receiving the Board’s approval of the Project Scope and Budget, the MSBA and participating districts enter into a Project Funding Agreement that establishes the Total Project Budget and the Estimated Maximum Total Facilities Grant for an approved project. Of the grants authorized by the Board, nine projects have increased their Total Project Budgets due to acceptance of construction bids higher than the project estimates, and one project has increased its Total Project Budget due to an increase in its site acquisition cost budget. In no event has the increase in budget resulted in an increase to the Estimated Maximum Total Facilities Grant as authorized by the Board. Please note that staff reported on the budget increases for the eight projects shaded below at previous Board meetings.

| District | School Name | Scope | Project Funding Agreement | | PFA Bid Amendment | | Reason for Increase to Total Project Budget |
|---|--|----------|---------------------------|--------------------------------|----------------------|--------------------------------|--|
| | | | Total Project Budget | Total Maximum Facilities Grant | Total Project Budget | Total Maximum Facilities Grant | |
| Core Program | | | | | | | |
| Andover | Bancroft Elementary School | New | \$44,659,837 | \$16,773,753 | \$50,374,837 | TBD* | The District has appropriated additional funds to cover the costs associated with increased construction costs and additional contingencies for litigation/settlement costs and other ineligible costs. |
| Essex North Shore Agricultural & Technical School | Essex North Shore Agricultural & Technical School District | New | \$125,000,000 | \$77,500,000 | \$133,770,000 | \$77,500,000 | The Board was informed at the March 30, 2011 meeting that the Total Project Budget had increased due to additional ineligible scope that would be funded by DCAM. |
| Essex North Shore Agricultural & Technical School | Essex North Shore Agricultural & Technical School | New | \$125,000,000 | \$77,500,000 | \$134,501,368 | \$77,500,000 | The District has appropriated additional funds to cover the costs associated with increased construction costs for horse tack barn renovations. |
| Lexington | Estabrook Elementary School | New | \$40,792,248 | \$12,250,739 | \$42,554,862 | TBD* | The District has executed a GMP that exceeds the Construction Budget of the PFA. The District is currently reviewing its project budget to determine the use of the additional appropriation funds it appropriated in excess of the Total Project Budget. |
| North Reading | North Reading Middle /High School | Add/Reno | \$107,727,074 | \$49,323,123 | \$123,227,074 | \$49,323,123 | This is a CMR project. The estimated, reconciled construction costs tracked over budget at DD (\$9,746,655 over), 60% (\$4,655,965 over), and 90% (\$15,136,846 over). A Town override vote in March 2013 obtained an additional \$15,500,000 in local funding to proceed. |
| Revere | Staff Sergeant James J. Hill Elementary School (currently the McKinley ES) | New | \$45,402,396 | \$29,551,048 | TBD* | \$29,551,048 | At Project Scope and Budget, the Total Project Budget was approved at \$44,382,396. The City of Revere has increased the land acquisition budget. Therefore, the projected total project budget at PFA has increased to \$45,402,396. Note that the MSBA grant has not changed since the Project Scope and Budget Agreement. |
| Somerville | East Somerville Community School | Add/Reno | \$33,185,258 | \$15,237,996 | \$38,006,621 | \$15,237,996 | At the March 28, 2012 Board Meeting, the Board approved an amendment to the PFA and a \$6.25M District loan. |
| Uxbridge | Uxbridge High School | New | \$43,000,000 | \$22,362,328 | \$44,986,479 | \$22,362,328 | The District has appropriated additional funds to cover the costs associated with the construction of athletic fields originally included in the PFA but which were not included in the bid as the District's construction contract would have exceeded the budget. |

*PFA Bid Amendment has not been developed to calculate a revised total facilities grant amount. The Total Maximum Facilities Grant will not exceed the Board authorized amount in the PFA but upon review may decrease.

Status of Green Repair Program

169 projects participating in the Green Repair Program have received authorization to enter into a PFA, totaling \$366,647,226 in Total Project Costs and \$222,885,258 in MSBA grants.



Since the November report, 14 additional projects have had a Final Audit Approved, one project remains in construction with an anticipated completion in January 2014.

Green Repair – Schedule Extension Update

Eight of the 169 Green Repair Projects did not meet their anticipated construction completion deadline in 2012. Schedule delays can be attributed to bid protests, lead time for windows, and construction delays on site.

The MSBA granted each district a conditional extension to its Project Funding Agreement pending compliance with the following stipulations:

- The district needed to submit a detailed, revised construction timeline showing how the work will be completed at each school by August 30, 2013;
- An Amendment to the Project Funding Agreement between the MSBA and the district needed to be executed to include the updated project schedule; and
- Any costs that may result from the district’s requested extension of the construction schedule will be the sole responsibility of the district and are categorically ineligible for reimbursement by the MSBA.

Each of these projects has a revised construction schedule and will be complete by the beginning of the 2013-2014 school year. In no event has the extended schedule resulted in an increase to the Estimated Maximum Total Facilities Grant as authorized by the Board. Please note that staff reported on the schedule extensions for the eight projects shaded below at previous Board meetings: Since last report, the remaining projects have achieved substantial completion. *No changes to this report.*

| District | School | Scope | Original Construction Completion Date | Updated Construction Completion Date | Reason for Schedule Extension |
|--------------------|---------------------------------|--------------------|---------------------------------------|--------------------------------------|--|
| Brockton | Brockton High School | Windows and Roof | 31-Dec-12 | Complete Dec - 2012 | Construction fell behind schedule and the District did not want work being done in an occupied building. The roof work is complete. |
| Haverhill | Consentino Middle School | Windows and Boiler | 31-Dec-12 | Complete Aug - 2013 | Bid protests and lead times caused the window project to extend beyond the 2012 construction deadline. The boiler project is complete. |
| Haverhill | John G. Whittier Middle School | Windows | 31-Dec-12 | Complete Aug - 2013 | Bid protests and lead times caused the window project to extend beyond the 2012 construction deadline. |
| Lowell | Moody Elementary School | Windows | 15-Aug-12 | Complete Aug - 2013 | Construction fell behind schedule and the District did not want work being done in an occupied building. |
| Lowell | Washington Elementary School | Windows | 15-Aug-12 | Complete Aug - 2013 | Construction fell behind schedule and the District did not want work being done in an occupied building. |
| Shrewsbury | Spring Street Elementary School | Roof and Windows | 24-Dec-12 | Complete Feb - 2013 | The district issued a Change Order to add shrouds over the window wall unit ventilators. |
| Wachusett Regional | Thomas Prince Elementary School | Roof | 23-Mar-12 | Complete April - 2013 | The district issued a Change Order to replace an existing skylight and due to lead times the work cannot be done until the spring of 2013. |
| Westport | Westport High School | Roof | 4-Sep-12 | Complete April - 2013 | The district issued a Change Order to add scuppers to the roof and the work will be completed in the spring of 2013. |

Green Repair - Total Project Budget Update

Upon receiving the Board's approval of the Project Scope and Budget, the MSBA and participating districts enter into a Project Funding Agreement that establishes the Total Project Budget and the Estimated Maximum Total Facilities Grant for an approved project. Of the 169 grants authorized by the Board for the Green Repair Program, 17 projects have increased their Total Project Budgets due to acceptance of construction bids higher than the project estimates, or as a result of change orders issued on the project. In no event has the increase in budget resulted in an increase to the Estimated Maximum Total Facilities Grant as authorized by the Board. Please also note that staff reported on the budget increases for all 17 of the projects shaded and shown below at previous Board meetings. *No changes to this report.*

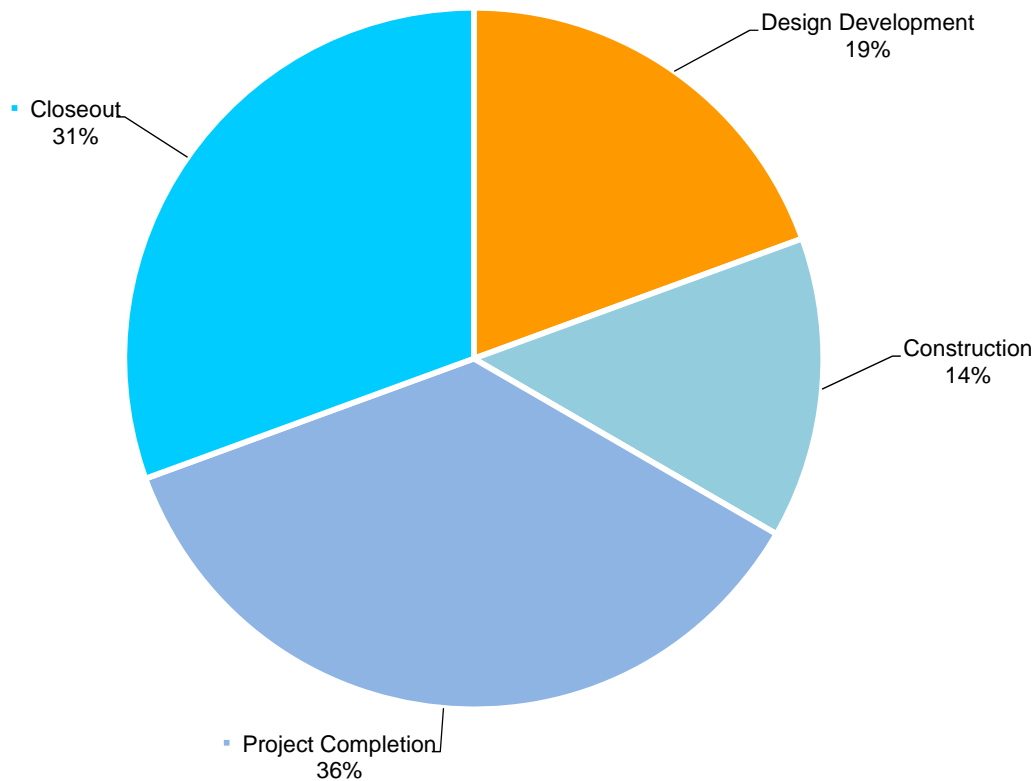
| District | School Name | Scope | Project Funding Agreement | | PFA Bid Amendment | | Reason for Increase to Total Project Budget |
|-----------------------------|--|----------------------|---------------------------|--------------------------------|----------------------|--------------------------------|---|
| | | | Total Project Budget | Total Maximum Facilities Grant | Total Project Budget | Total Maximum Facilities Grant | |
| Green Repair Program | | | | | | | |
| Arlington | M. Norcross Stratton Elementary School | Roof, Window, Boiler | \$2,445,395 | \$739,336 | \$2,445,395 | \$739,336 | Change Orders exhausted the construction contingency. |
| Barnstable | West Barnstable Elementary School | Windows | \$1,173,175 | \$437,829 | \$1,239,205 | \$437,829 | Change Orders exhausted the construction contingency. |
| Boston | Excel High School | Roof | \$1,227,180 | \$908,850 | \$1,454,735 | \$908,850 | District elected to accept the base bid that was higher than the approved budget. District appropriated additional funds to support overage. |
| Boston | Excel High School | Roof | \$1,454,735 | \$908,850 | \$1,544,018 | \$908,850 | Change Orders exhausted the construction contingency. |
| Brockton | Hancock Elementary School | Roof | \$2,292,164 | \$1,814,937 | \$2,422,742 | \$1,814,937 | District elected to accept the base bid that was higher than the approved budget. District appropriated additional funds to support overage. |
| Brockton | West Junior High School | Roof | \$2,742,386 | \$2,171,001 | \$3,069,905 | \$2,171,001 | District elected to accept the base bid that was higher than the approved budget. District appropriated additional funds to support overage. |
| Fitchburg | South Street Elementary School | Boiler | \$701,186 | \$560,949 | \$705,391 | \$501,079 | Change Orders exhausted the construction contingency. |
| Florida | Gabriel Abbott Memorial School | Roof | \$380,310 | \$213,172 | \$389,422 | \$188,804 | Project included \$80,153 in Change Orders that offset bid savings and exhausted the construction contingency. |
| Hancock | Hancock Elementary School | Roof/HVAC | \$277,450 | \$125,740 | \$400,805 | \$125,740 | District elected to accept the base bids in Phases 2 and 3 that were higher than the approved budget. District needs to appropriate the overage. |
| Lexington | Lexington High School | Roof | \$1,122,890 | \$381,221 | \$1,197,444 | \$381,221 | District elected to accept base bid and alternates. District appropriated additional funds to support overage. |
| Narragansett Regional | Phillipston Memorial Elementary School | Boiler | \$143,225 | \$85,712 | \$161,232 | \$83,275 | District elected to accept the base bid that was higher than the approved budget. District appropriated additional funds to support overage. |
| North Attleborough | Falls Elementary School | Windows | \$701,263 | \$361,433 | \$710,000 | \$348,948 | District elected to accept the base bid that was higher than the approved budget. District's original appropriation was for \$710,000; therefore the overage was covered. |
| Peabody | John E. Burke Elementary School | Roof, Window, Boiler | \$2,909,873 | \$1,452,745 | \$3,473,534 | \$1,431,417 | District elected to accept the base bid that was higher than the approved budget. District appropriated additional funds to support overage. |
| Peabody | William A. Welch Elementary School | Roof | \$1,280,511 | \$646,728 | \$1,437,800 | \$630,732 | District elected to accept the base bid that was higher than the approved budget. District appropriated additional funds to support overage. |
| Pentucket Regional | Dr. John C. Page Elementary School | Roof, Window, Boiler | \$3,148,424 | \$1,618,920 | \$3,272,630 | \$1,618,920 | District elected to accept the base bid that was higher than the approved budget. District appropriated additional funds to support overage. |
| Reading | Birch Meadow Elementary School | Window | \$735,846 | \$347,393 | \$787,640 | \$347,393 | District elected to accept the base bid that was higher than the approved budget. Town Accountant certified that the FY2011 School Committee Operating Budget had an appropriation and encumbrance for the additional costs of the project. |
| Westfield | Westfield Vocational Technical High School | Roof, Window, Boiler | \$8,442,762 | \$5,296,989 | \$8,895,495 | \$5,296,989 | District elected to accept the base bid that was higher than the approved budget. District also approved an amendment to its Designer contract which increased the fee. District appropriated additional funds to support overage. |

Status of Accelerated Repair Program

Currently there are a total of 50 districts, representing 83 projects, in the Accelerated Repair Program.

2012 Accelerated Repair Program

All 24 districts, representing 36 projects, approved in 2012 are under contract with consultants and have been authorized to enter into a PFA, totaling \$63,009,653 in Total Project Costs and a maximum of \$38,267,952 in MSBA Total Facilities Grant funding. Of the 36 projects, 28 are scheduled to complete construction in 2013, and eight are scheduled to complete construction in 2014. The chart below represents the progress of the 36 projects approved in 2012.



2013 Accelerated Repair Program

At the November Board Meeting, one district, representing one project, was removed from the Program. Following the Board's vote, the Accelerated Repair Program has 26 districts, representing 47 projects. Of the 26 districts, 21 districts, representing 32 projects, are seeking approval for Project Funding Agreements at the January Board Meeting.

Accelerated Repair Projects – Construction Estimate vs. 2013 Bid Amount

- Out of 36 projects, 31 bids were received in 2013.
- Of the 31, 29 bids have been reported.
- Of the 29 projects, 25 bids came within the estimated budget.

| | | | | Total | \$40,231,802 | \$31,039,736 | \$9,192,066 | - | \$6,108,260 |
|----------------------------|------------------------|------------------|--------------|----------|--------------------------|---------------|-------------------------------------|--------------------|----------------------------|
| District | School | Scope | Project Type | Bid Date | Construction Estimate ** | Bid Amount ** | Variance from Construction Estimate | Reimbursement Rate | Potential Grant Variance * |
| Weymouth | William Seach PS | Boiler | DBB | Dec-12 | \$425,213 | \$459,104 | -\$33,891 | 54.16% | \$0 |
| Groton-Dunstable RSD | Gronton-Dunstable MS | Roof | DBB | Feb-13 | \$1,316,890 | \$942,000 | \$374,890 | 45.74% | \$171,475 |
| Hamilton-Wenham | Cutler ES | Roof | DBB | Feb-13 | \$547,326 | \$444,150 | \$103,176 | 43.42% | \$44,799 |
| North Brookfield | North Brookfield ES | Windows | DBB | Feb-13 | \$274,254 | \$199,400 | \$74,854 | 62.67% | \$46,911 |
| Shawsheen Valley Voc/Tech. | Shawsheen Valley VTHS | Boiler | DBB | Mar-13 | \$805,423 | \$535,000 | \$270,423 | 52.06% | \$140,782 |
| Sudbury | Gen. John Nixon ES | Roof | DBB | Mar-13 | \$621,554 | \$542,775 | \$78,779 | 36.89% | \$29,062 |
| Easton | Easton Jr. HS | Roof | DBB | Mar-13 | \$1,850,830 | \$1,889,000 | -\$38,170 | 50.16% | \$0 |
| Norton | Solmonese ES | Roof | DBB | Mar-13 | \$1,166,044 | \$986,000 | \$180,044 | 55.63% | \$100,158 |
| Attleborough | Irvin Studley ES | Roof | DBB | Mar-13 | \$773,363 | \$489,000 | \$284,363 | 57.74% | \$164,191 |
| Lynn | Breed MS | Windows | DBB | Mar-13 | \$1,796,674 | \$2,167,300 | -\$370,626 | 80.00% | \$0 |
| Lynn | Lynn Voc. Tech | Roof | DBB | Mar-13 | \$4,173,000 | \$3,097,000 | \$1,076,000 | 80.00% | \$860,800 |
| Worcester | Chandler Magnet | Windows | DBB | Mar-13 | \$3,723,463 | \$3,142,320 | \$581,143 | 80.00% | \$464,914 |
| Worcester | Jacob Hiatt Magnet | Boiler | DBB | Mar-13 | \$298,877 | \$321,703 | -\$22,826 | 80.00% | \$0 |
| Worcester | James Caradonio Center | Windows & Boiler | DBB | Mar-13 | \$1,021,820 | \$1,007,132 | \$14,688 | 80.00% | \$11,750 |
| Worcester | Lake View | Windows | DBB | Mar-13 | \$1,127,970 | \$789,398 | \$338,572 | 80.00% | \$270,858 |
| Worcester | May Street | Windows | DBB | Mar-13 | \$1,655,289 | \$1,548,167 | \$107,122 | 80.00% | \$85,698 |
| Gardner | Gardner MS | Boiler | DBB | Apr-13 | \$438,439 | \$396,100 | \$42,339 | 78.95% | \$33,427 |
| North Attleborough | Roosevelt Ave. ES | Windows | DBB | Apr-13 | \$768,000 | \$656,483 | \$111,517 | 52.06% | \$58,056 |
| Quabaog RSD | Warren ES | Boiler | DBB | Apr-13 | \$207,000 | \$182,444 | \$24,556 | 68.34% | \$16,782 |
| Quabbin | Ruggles Lane ES | Roof & Windows | DBB | Apr-13 | \$2,588,409 | \$2,287,836 | \$300,573 | 57.74% | \$173,551 |
| Leominster | Fall Brook ES | Boiler | DBB | Apr-13 | \$949,550 | \$684,000 | \$265,550 | 73.38% | \$194,861 |
| Leominster | Southeast ES | Roof & Boiler | DBB | Apr-13 | \$3,146,097 | \$1,948,000 | \$1,198,097 | 73.38% | \$879,164 |
| Westfield | Munger Hill ES | Roof | DBB | Apr-13 | \$1,170,735 | \$593,499 | \$577,236 | 59.84% | \$345,418 |
| Westfield | Paper Mill ES | Roof | DBB | Apr-13 | \$1,170,735 | \$562,525 | \$608,210 | 59.84% | \$363,953 |
| Southampton | William Norris ES | Roof | DBB | May-13 | \$1,504,147 | \$922,000 | \$582,147 | 55.00% | \$320,181 |
| Taunton | Galligan School | Roof | DBB | May-13 | \$543,570 | \$486,600 | \$56,970 | 73.95% | \$42,129 |
| Wayland | Wayland MS | Roof | DBB | May-13 | \$2,445,767 | \$1,965,800 | \$479,967 | 36.89% | \$177,060 |
| Blackstone-Milville RSD | Maloney ES | Roof | DBB | Sep-13 | \$1,405,656 | \$702,000 | \$703,656 | 57.74% | \$406,291 |
| Blackstone-Milville RSD | J.F.Kennedy ES | Roof | DBB | Sep-13 | \$2,315,707 | \$1,093,000 | \$1,222,707 | 57.74% | \$705,991 |

*These numbers are based on preliminary information received from the district and are subject to further review and calculation.

**The construction estimate and bid amount do not include pre-construction services and alternatives.